



## 38<sup>th</sup> International Meeting of Combined Events

World Athletics Combined Events Tour 2025

Brescia (ITA) – Centro Sportivo Gabre Gabric Sanpolino – 26-27 APR 2025

Name: **Andreas BECHMANN**  
 Country: GERMANY  
 Date of birth: 28 SEP 1999  
 Athlete Code : 14658567

### Personal best:

Decathlon	8142	Tallinn (EST)	11.07.2021
Decathlon U20	7524	Filderstadt (GER)	3.06.2018
Decathlon Boys	6507*	Lage (GER)	23.08.2015
Heptathlon	6097	Leverkusen (GER) (i)	2.02.2020
Heptathlon U20	5374	Hamburg (GER) (i)	29.01.2017
60 m.	6.96	Leverkusen (GER) (i)	1.02.2020
100 m.	10.65	Filderstadt (GER)	27.08.2022
200 m.	21.33	Frankfurt (GER)	15.08.2020
400 m.	47.68	Ratingen (GER)	19.06.2021
600 m.	1:34.65	Frankfurt (GER) (i)	17.01.2021
1000 m.	2:42.37	Leverkusen (GER) (i)	2.02.2020
1500 m.	4:38.30	Filderstadt (GER)	3.06.2018
60 m. Hurdles	8.37	Ludwigshafen (GER) (i)	25.01.2020
110 m. Hurdles	15.08	Frankfurt (GER)	15.08.2020
High Jump	2.10	Frankfurt (GER) (i)	13.02.2021
High Jump	2.10 =	Torun (POL) (i)	6.03.2021
Pole Vault	5.21	Frankfurt (GER) (i)	24.01.2021

7048 U20	8)	BERNHAUSEN	11.06.17	MEETU20	11.42	6.70	13.02	1.93	50.06	15.44	36.28	4.60	45.38	4.49	89	0.0	0.0	0.2
7199 U20	2)	KIENBAUM	13.08.17	NCU20	11.66	6.83	13.59	1.95	49.99	15.48	34.32	4.60	52.19	4.40	60	-1.7	0.0	-0.9
7524 U20	1)	BERNHAUSEN	3.06.18	MEETU20	11.54	6.91	14.48	1.98	50.79	15.15	43.78	4.60	51.57	4.38	30	-1.5	-0.1	0.1
7333 U20	8)	TAMPERE	11.07.18	WC U20	11.30	6.81	14.17	1.92	48.92	14.97	42.74	4.40	41.96	4.43	48	-0.3	-0.4	0.5
8132	1)	BERNHAUSEN	15.09.19	THORPE	10.73	7.58	14.28	2.06	47.93	15.34	36.93	5.10	61.43	4.48	58	0.3	0.1	0.0
DNF	-)	GOTZIS	30.05.21	INVT	10.87	7.28	15.03	1.94	48.18	DNS						0.7	0.7	
7955	3)	RATINGEN	20.06.21		10.78	7.32	15.38	2.03	47.68	15.24	42.23	4.80	53.35	4:58.82		2.6	0.2	1.3
8142	1)	TALLINN	11.07.21	ECU23	10.91	7.72	15.81	2.02	47.90	15.51	42.51	4.80	55.02	4:40.44		-0.8	0.1	0.1
DNF	-)	RATINGEN	8.05.22		11.12	7.29	14.22	DNS								-0.5	1.3	
DNF	-)	DALLAS, TX	10.07.22		10.97	7.08	14.38	DNS								-1.4	0.0	
DNF	-)	FILDERSTADT	28.08.22		10.65	3.05										1.6	0.3	
DNF	-)	HANNOVER	25.08.24		11.37	7.12	14.86	2.03	51.97									
DNF	-)	BRESCIA	27.04.25	INVT	11.38	7.31	13.78	1.95	DNS							-1.3	1.0	
5374 U20	3)	HAMBURG	29.01.17	NCU20	7.30	6.82	12.88	1.98	8.52	4.50	2.50	17						
6017	1)	HALLE	27.01.19	NC	7.05	7.29	14.34	2.06	8.43	5.20	2.45	66						
6001	5)	GLASGOW	3.03.19	EC	7.05	7.39	14.04	2.07	8.55	5.20	2.45	86						
6097	1)	LEVERKUSEN	2.02.20	NC	6.96	7.50	14.26	2.09	8.43	5.00	2.42	37						
6057	2)	FRANKFURT	14.02.21		7.02	7.41	14.08	2.10	8.62	5.20	2:43.38							
5995	6)	TORUN	7.03.21		7.02	7.49	13.80	2.10	8.57	5.10	2:47.51							

Long Jump	7.72	Tallinn (EST)	10.07.2021
Shot Put	15.81	Tallinn (EST)	10.07.2021
Discus Throw	42.51	Tallinn (EST)	11.07.2021
Javelin Throw	61.43	Filderstadt (GER)	15.09.2019

\* Not legal

### Honours:

European U23 Championships, Decathlon : 1 2021  
 National Indoor Championships, Heptathlon: 1 2019, 1 2020







## 38<sup>th</sup> International Meeting of Combined Events

World Athletics Combined Events Tour 2025

Brescia (ITA) – Centro Sportivo Gabre Gabric Sanpolino – 26-27 APR 2025

Name: **Andrea CAIANI**  
 Country: ITALY  
 Date of birth: 21 IAN 2003  
 Athlete Code : 14864515

Personal best:

Decathlon	6868	Brescia (ITA)	27. 04. 2025
Decathlon Boys	6334	Villasanta (ITA)	2. 08. 2020
Heptathlon	5294	Padova (ITA) (i)	16. 02. 2025
60 m.	7. 17	Padova (ITA) (i)	15. 02. 2025
100 m.	11. 14	Brescia (ITA)	26. 04. 2025
400 m.	52. 81	Brescia (ITA)	26. 04. 2025
1000 m.	2:52. 96	Padova (ITA) (i)	16. 02. 2025
1500 m.	4:51. 20	Brescia (ITA)	27. 04. 2025
60 m. Hurdles	8. 15	Saronno (ITA) (i)	7. 01. 2024
110 m. Hurdles	14. 90	Isernia (ITA)	14. 09. 2024
4x100 m. Relay	41. 90	Rieti (ITA)	27. 07. 2024
High Jump	2. 00	Padova (ITA) (i)	2. 03. 2024
Pole Vault	4. 55	Pordenone (ITA)	21. 07. 2024
Long Jump	7. 12	Padova (ITA) (i)	15. 02. 2025
Long Jump	7. 12 =	Brescia (ITA)	26. 04. 2025
Shot Put	11. 25	Busto Arsizio (ITA)	22. 04. 2023
Discus Throw	34. 55	Brescia (ITA)	27. 04. 2025
Javelin Throw	47. 37	Brescia (ITA)	27. 04. 2025



6334	BOYS	1)	VILLASANTA	2. 08. 20	RCU18	11. 40	6. 88	10. 72	1. 88	55. 34	14. 31	29. 37	3. 50	43. 96	4:53. 77	0. 6	-0. 3	0. 6
DNF	BOYS	-)	RIETI	12. 09. 20	NCU18	11. 37	6. 85	11. 83	1. 86	56. 83	DNS					1. 5	-0. 1	
6597		4)	AGROPOLI	18. 06. 23	NCU23	11. 39	W6. 88	W10. 99	1. 98	54. 59	15. 24	33. 72	4. 10	43. 06	4:53. 20	2. 5	2. 1	0. 5
5929		2)	BUSTO ARSIZIO	23. 04. 23	RCU23	11. 50	6. 36	11. 25	1. 89	56. 17	15. 73	27. 79	3. 80	42. 29	5:16. 22	-0. 1	0. 3	-0. 8
DNF		-)	LANA	22. 06. 24	NCU23	11. 54	7. 05	10. 08										
6868		14)	BRESCIA	27. 04. 25	INVT	11. 14	7. 12	9. 44	1. 98	52. 81	15. 10	34. 55	4. 35	47. 37	4:51. 20	-0. 6	0. 1	-1. 9
5219		1)	PADOVA	3. 03. 24	NCU23	7. 20	7. 05	10. 84	2. 00	8. 53	4. 20	2:54. 87						
5294		3)	PADOVA	16. 02. 25	NC	7. 17	7. 12	10. 71	1. 88	8. 29	4. 50	2:52. 96						



## 38<sup>th</sup> International Meeting of Combined Events

World Athletics Combined Events Tour 2025

Brescia (ITA) – Centro Sportivo Gabre Gabric Sanpolino – 26-27 APR 2025

Name: **Andrea CERRATO**  
 Country: ITALY  
 Date of birth: 19 JAN 1999  
 Athlete Code : 14701885

### Personal best:

Decathlon	7643	Brescia (ITA)	27.04.2025
Decathlon U20	7052	Torino (ITA)	20.05.2018
Decathlon Boys	6034	Lana (ITA)	29.05.2016
Heptathlon	5506	Ancona (ITA) (i)	14.01.2024
Heptathlon U20	4980	Padova (ITA) (i)	28.01.2018

60 m.	6.96	Ancona (ITA) (i)	14.01.2023
100 m.	10.78	Molfetta (ITA)	29.07.2023
200 m.	21.86	Fossano (ITA)	8.05.2021
300 m.	35.16	Boissano (ITA)	13.04.2019
400 m.	46.93	Mondovi (ITA)	2.06.2023
1000 m.	2:39.74	Ancona (ITA) (i)	19.02.2023
1500 m.	4:27.36	Firenze (ITA)	17.07.2022
60 m. Hurdles	8.54	Saronno (ITA) (i)	28.01.2024
110 m. Hurdles	15.27	Brescia (ITA)	27.04.2025
High Jump	1.96	Rieti (ITA)	25.06.2022
Pole Vault	4.80	Firenze (ITA)	2.06.2024
Long Jump	7.53	Ancona (ITA) (i)	14.01.2023
Shot Put	13.35	Brescia (ITA)	26.04.2025
Discus Throw	37.29	Brescia (ITA)	27.04.2025
Javelin Throw	55.53	Brescia (ITA)	27.04.2025

### Honours:

National Indoor Championships, Heptathlon: 1 2025

7052	Y	1)	TORINO	20.05.18	NCU20	11.12	7.46	12.08	1.95	49.39	15.83	34.48	3.40	48.41	4:28.55	1.3	-1.7	0.3
6548		3)	ROVERETO	26.06.21	NC	11.10	7.04	10.25	1.89	49.45	16.78	30.69	3.60	44.43	4:36.94	0.5	-0.8	3.1
6970		12)	GROSSETO	1.05.22	INVT	11.16	7.47	10.32	1.92	50.30	16.00	32.78	4.35	45.05	4:37.37	0.3	0.5	-0.6
6893		5)	RIETI	26.06.22	NC	11.77	7.21	10.71	1.96	48.10	16.02	32.41	4.30	40.66	4:31.13	0.2	1.4	0.3
6996		1)	FIRENZE	17.07.22	INVT	11.06	6.89	11.29	1.86	48.43	16.51	35.48	4.20	47.19	4:27.36	-0.3	1.8	-1.5
7247		11)	DESENZANO	30.04.23	INVT	11.12	7.07	12.37	1.89	48.23	15.77	35.16	4.25	49.46	4:28.34	0.4	-0.1	1.4
6466		7)	MOLFETTA	30.07.23	NC	10.78	7.25W	11.55	NM	47.58	15.75	30.78	4.30	45.53	4:35.82	1.5	2.3	0.4
7316		10)	BRESCIA	28.04.24	INVT	11.21	7.38W	12.28	1.80	48.20	15.58	33.84	4.55	50.79	4:29.07	-1.7	3.0	0.9
										7.35								1.2
DNF		-)	FIRENZE	2.06.24		11.14	7.22	12.93	1.86	48.21	16.28	33.87	4.80	DNS		-1.6	0.0	0.7
7404		2)	LA SPEZIA	30.06.24	NC	11.24	7.26	12.25	1.87	47.45	15.59	35.43	4.70	49.52	4:33.35	-1.1	0.5	0.7
7282		4)	SOLLENTUNA	11.08.24		11.40	7.09	12.20	1.83	47.75	15.93	35.78	4.72	52.58	4:35.69	-3.4	-0.4	1.1
7643		6)	BRESCIA	27.04.25	INVT	11.02	7.31	13.35	1.92	48.31	15.27	37.29	4.65	55.53	4:39.63	-1.3	0.1	-1.2
5036		3)	PADOVA	13.02.22		7.15	7.34	10.85	1.89	9.27	4.00	2:50.14						
5043		6)	ANCONA	27.02.22	NC	7.18	7.31	10.75	1.80	8.91	3.90	2:44.71						
5397		1)	ANCONA	15.02.23		6.96	7.53	11.90	1.87	8.83	4.10	2:42.87						
5462		2)	ANCONA	19.02.23	NC	7.13	7.30	11.78	1.91	8.69	4.40	2:39.74						
5397		1)	ANCONA	15.01.23		6.96	7.53	11.90	1.87	8.83	4.10	2:42.87						
5462		2)	ANCONA	19.02.23	NC	7.13	7.30	11.78	1.91	8.69	4.40	2:39.74						
5506		1)	ANCONA	14.01.24		7.10	7.30	11.98	1.89	8.60	4.60	2:43.34						
5034		4)	ANCONA	18.02.24	NC	9.02	7.41	12.81	1.87	8.65	4.60	2:40.97						
DNF		-)	PADOVA	2.02.25	RC	7.15	7.52	12.88	DNS									
5500		1)	PADOVA	16.02.25	NC	7.13	7.32	12.81	1.85	8.67	4.70	2:46.05						



## 38<sup>th</sup> International Meeting of Combined Events

World Athletics Combined Events Tour 2025

Brescia (ITA) – Centro Sportivo Gabre Gabric Sanpolino – 26-27 APR 2025



Name: **Lewis CHURCH**  
 Country: Great Britain & N. I.  
 Date of birth: 27 SEP 1996  
 Athlete Code : 14648130

Personal best:

Decathlon	8067	Brescia (ITA)	27.04.2025
Decathlon U20	7053	Hexham (GBR)	26.07.2015
Heptathlon	5831	Stockholm (SWE) (i)	16.02.2025
Heptathlon U20	5082	Nogent-sur-Oise (FRA) (i)	25.01.2015
60 m.	7.24	Sheffield (GBR) (i)	18.01.2025
100 m.	11.16	Brescia (ITA)	26.04.2025
400 m.	49.84	Brescia (ITA)	26.04.2025
300 m.	36.85	Tonbridge (GBR)	18.04.2022
1000 m.	2:39.29	Stockholm (SWE) (i)	16.02.2025
1500 m.	4:20.44	Grosseto (ITA)	1.05.2022
60 m. Hurdles	8.15	Stockholm (SWE) (i)	16.02.2025
110 m. Hurdles	14.45	Arona (ESP)	12.05.2024
400 m. Hurdles	53.72	Bedford (GBR)	21.08.2022
High Jump	2.05	Hexham (GBR)	21.07.2018
High Jump	2.05 =	Erith (GBR)	18.09.2021
Pole Vault	4.73	Chelmsford (GBR)	23.07.2023
Long Jump	7.10	Brescia (ITA)	26.04.2025
Long Jump	7.27 *	Grosseto (ITA)	30.04.2022
Shot Put	15.64	Stockholm (SWE) (i)	15.02.2025
Discus Throw	46.42	Bedford (GBR)	3.08.2024
Javelin Throw	58.73	Brescia (ITA)	27.04.2025

\* Not legal

Honours:

National Championships, Decathlon: 1 2023  
 National Indoor Championship, Heptathlon: 1 2022, 1 2023

7053	J	1)	HEXHAM	26.07.15	J	11.77	6.87	12.58	1.97	51.61	14.92	39.38	4.10	45.11	4:30.66	0.8	0.8	0.1
7056	J	1)	BEDFORD	20.09.15	J	11.75	6.88	13.20	1.97	51.89	15.05	40.74	4.10	44.95	4:36.47	-0.9	0.7	1.7
7068		2)	ERITH	18.09.17	KENT	11.80	6.70	12.71	2.02	52.30	15.34	41.84	4.20	49.42	4:39.13	1.6	2.1	1.4
7214		3)	BEDFORD	27.05.18	NC	11.69	6.67	13.39	1.98	51.41	15.46	40.51	4.42	53.21	4:37.63	-0.2	0.0	-3.1
7319		5)	HEXHAM	22.07.18	INVT	11.62	6.84	12.99	2.05	51.60	15.36	40.89	4.51	50.35	4:35.51	-1.3	1.4	-0.7
7198		2)	MANCHESTER	5.08.18		11.85	6.55	12.87	2.01	51.32	15.10	40.52	4.37	52.45	4:33.51	0.0	0.0	-0.5
7231		3)	BEDFORD	26.05.19	ENG	11.43	6.70	12.98	1.99	51.80	14.98	40.69	4.36	48.79	4:35.88	1.3	3.1	2.2
7422		13)	LUTSK	7.07.19	EP	11.56	6.72	13.55	2.01	50.91	14.70	40.88	4.50	50.84	4:34.08	-0.6	0.0	0.8
7513		1)	ERITH	15.09.19		11.46	6.85	13.90	2.02	51.09	15.03	42.99	4.40	52.18	4:30.60	0.8		0.4
7411		1)	BEDFORD	30.05.21	NC	11.65	6.96	14.41	2.01	51.29	15.04	40.47	4.44	52.93	4:41.61	0.4	2.2	-1.2
7308		2)	MANCHESTER	26.06.21		11.82	6.61	13.34	1.92	51.54	14.94	42.21	4.44	58.09	4:34.56	-3.0	-2.4	-0.7
7545		1)	ERITH	19.09.21		11.61	6.72	14.63	2.05	51.40	14.94	44.26	4.50	54.30	4:40.32	-1.3	-0.4	0.5
7773		6)	GROSSETO	1.05.22	INVT	11.51	7.27	14.36	2.04	50.68	14.87	41.02	4.55	53.25	4:20.44	-0.5	2.7	-0.6
7583		1)	LAVAL	12.06.22		11.46	7.06	14.10	2.03	51.05	14.64	41.11	4.50	50.51	4:32.97	1.0	1.9	2.2
7393		1)	OXFORD	24.07.22		11.57	6.66	12.99	1.98	50.91	15.10	42.05	4.60	53.83	4:34.01	-0.8	0.9	-0.1
7721		1)	ERITH	18.09.22		11.36	7.14	14.28	2.01	51.01	14.54	39.84	4.63	54.14	4:29.32	1.1	-	1.8
7468		10)	DESENZANO	30.04.23		11.44	6.84	13.47	1.95	50.27	14.84	38.87	4.45	51.23	4:20.69	1.0	-1.1	1.4
7640		1)	MANCHESTER	28.05.23		11.32	6.95	13.31	1.96	50.64	15.06	46.39	4.70	53.72	4:35.58	1.7	0.0	-1.6
7660		1)	CHELMSFORD	23.07.23		11.66	6.95	13.97	2.02	50.69	14.80	43.92	4.73	53.89	4:34.77	-1.1	3.3	-0.8
7742		3)	ARONA	12.05.24		11.29	6.84	14.68	2.00	50.10	14.45	43.73	4.50	54.39	4:34.70	0.0	-0.7	0.6
7852		1)	HEXHAM	30.06.24		11.26	7.18	14.47	1.96	50.20	14.57	44.40	4.61	55.07	4:29.30	1.3	2.9	0.5
8067		1)	BRESCIA	27.04.25	INVT	11.16	7.10	15.04	2.04	49.84	14.65	45.57	4.65	58.73	4:28.23	-0.6	0.0	-1.9
5082	J	7)	NOGENT OISE	25.01.15	V2J	7.61	6.52	12.90	1.96	8.49	4.10	2:49.84						
5060		2)	LEE VALLEY	20.12.15		7.59	6.54	11.66	1.98	8.65	4.20	2:46.71						
5275		1)	LONDON	17.12.16		7.50	6.81	13.32	1.99	8.63	4.30	2:48.57						
5275		1)	LONDON	17.12.17	LEE VAL	7.50	6.81	13.32	1.99	8.63	4.30	2:48.57						
5298		2)	SHEFFIELD	7.01.18	ENGCH	7.48	6.85	12.64	2.01	8.69	4.38	2:46.53						
5326		18)	MADRID	28.01.18	V4	7.46	6.74	13.24	1.97	8.53	4.50	2:48.98						
5316		1)	LONDON	16.12.18		7.39	6.71	12.69	1.98	8.52	4.35	2:45.19						
5339		5)	SHEFFIELD	6.01.19	ENG-CH	7.42	6.65	13.26	1.98	8.46	4.30	2:44.07						
5395		1)	LONDON	15.12.19		7.43	6.76	13.50	2.01	8.56	4.33	2:43.57						
5391		3)	SHEFFIELD	5.01.20	ENGCH	7.39	6.69	13.89	1.99	8.43	4.23	2:44.33						
5491		1)	LONDON	19.12.21		7.44	7.04	14.30	1.96	8.54	4.46	2:44.58						
5482		1)	SHEFFIELD	9.01.22		7.45	6.86	14.35	2.00	8.43	4.33	2:43.86						
5488		1)	BIRMINGHAM	27.02.22		7.45	6.79	13.54	1.99	8.35	4.55	2:43.95						
5587		2)	SHEFFIELD	8.01.23		7.34	6.93	13.85	1.98	8.36	4.50	2:40.53						
5486		10)	TALLINN	5.02.23		7.39	6.74	13.39	2.00	8.34	4.43	2:41.94						
5529		1)	BIRMINGHAM	26.02.23		7.40	6.99	13.97	1.99	8.42	4.54	2:46.67						
5493		2)	SHEFFIELD	7.01.24	NC	7.45	6.78	14.78	1.99	8.41	4.50	2:47.56						
5778		1)	SHEFFIELD	19.01.25		7.24	6.98	15.54	1.99	8.21	4.60	2:43.63						
5831	OC)	OC)	STOCKHOLM	16.02.25		7.30	7.05	15.64	1.97	8.15	4.62	2:39.29						



## 38<sup>th</sup> International Meeting of Combined Events

World Athletics Combined Events Tour 2025

Brescia (ITA) – Centro Sportivo Gabre Gabric Sanpolino – 26-27 APR 2025

Name: **Simon EHAMMER**  
Country: SWITZERLAND  
Date of birth: 7 FEB 2000  
Athlete Code : 14730721

### Personal best:

Decathlon	8468	München (GER)	16.08.2022	NR
Decathlon U20	7851	Borås (SWE)	20.07.2019	
Decathlon Boys	6374	Payerne (SUI)	27.08.2017	
Heptathlon	6506	Apeldoorn (NED) (i)	8.03.2025	NR
Heptathlon U20	5620	Linz (AUT) (i)	3.02.2019	
60 m.	6.72	Beograd (SRB) (i)	18.03.2022	
100 m.	10.34	Götzis (AUT)	18.05.2024	
200 m.	21.14	Frankfurt (GER)	15.08.2020	
400 m.	47.27	Langenthal (SUI)	8.08.2020	
300 m.	33.64	Willisau (SUI)	6.05.2023	
1000 m.	2:41.76	Apeldoorn (NED) (i)	8.03.2025	
1500 m.	4:42.54	Langenthal (SUI)	9.08.2020	
60 m. Hurdles	7.55	St. Gallen (SUI) (i)	18.02.2024	
60 m. Hurdles (99.0cm)	7.69	Maglingen (SUI) (i)	24.02.2019	NRU20
110 m. Hurdles	13.38	Winterthur (SUI)	29.06.2024	
High Jump	2.08	München (GER)	15.08.2022	
Pole Vault	5.21	Aubiére (FRA) (i)	28.01.2024	
Long Jump	8.45	Götzis (AUT)	28.05.2022	NR
Triple Jump	14.32	Winterthur (SUI)	9.09.2017	
Shot Put	15.31	Maglingen (SUI) (i)	6.02.2021	
Discus Throw	40.81	St. Gallen (SUI)	25.05.2024	
Discus Throw	41.54	Brescia (ITA)	27.04.2025	
Javelin Throw	55.98	Götzis (AUT)	29.05.2022	

### Honours:

Olympic Games, Long Jump: 4 2024  
 World Championships, Long Jump: 3 2022  
 Diamond League Final, Long Jump: 1 2023  
 World Indoor Championships, Heptathlon: 2 2022, 1 2024  
 World U20 Championships, Decathlon U20: 3 2018  
 European Championships, Decathlon: 2 2022  
 European Championships, Long Jump: 3 2024  
 European Indoor Championships, Heptathlon: 2 2025  
 European U23 Championships, Long Jump: 1 2021  
 European U20 Championships, Decathlon U20: 1 2019

National Championships, Decathlon: 1 2019, 1 2020, 1 2023  
 National Championships, Long Jump: 1 2019, 1 2020, 1 2022, 1 2023, 1 2024  
 National Indoor Championships, Heptathlon: 1 2020  
 National Indoor Championships, Long Jump: 1 2020, 1 2022, 1 2023, 1 2024, 1 2025  
 National Indoor Championships, 60 M. Hurd.: 1 2022

8029	1)	AMRISWIL	19.07.20	10.85	8.11	13.09	2.04	48.65	14.06	35.23	4.90	53.06	4:52.18	-1.1	0.1	0.0	
8231	1)	LANGENTHAL	9.08.20	NC	10.50	7.81	13.75	2.01	47.27	13.73	36.19	4.90	52.88	4:42.54	1.2	-0.6	0.6
DNF	-)	GÖTZIS	30.05.21	INVT	10.77	NM	14.11	DNS									
8354	1)	RATINGEN	8.05.22	INVT	10.65	8.30	14.68	2.04	48.30	13.75	39.13	5.00	53.01	4:57.55	-0.5	1.5	-1.1
8377	3)	GÖTZIS	29.05.22	INVT	10.46	8.45	14.42	2.03	48.44	13.75	36.98	5.10	55.98	5:08.51	0.9	0.2	1.0
8468	2)	MÜNCHEN	16.08.22	EC	10.56	8.31	14.24	2.08	47.40	13.75	34.92	5.20	53.46	4:48.72	0.7	-1.0	0.0
8436	1)	BASEL	18.06.23	NC	10.42	8.19	14.51	1.98	47.73	13.56	39.44	5.20	50.24	4:50.44	0.2	-0.3	1.1
DNF	-)	GÖTZIS	19.05.24	INVT	10.34	8.25	14.08	2.03	48.22	13.55	37.36	5.00	48.57	DNS	1.3	0.9	-0.4
7899	2)	BRESCIA	27.04.25	INVT	10.88	6.61	13.93	2.07	48.43	14.01	41.54	4.85	55.87	4:53.47	-1.3	+0.5	-1.9
5915	1)	MAGGLINGEN	2.02.20	NC	6.94	7.75	12.98	1.95	7.86	4.70	2:51.14						
DNF	-)	MAGGLINGEN	7.02.21	NC	6.81	7.80	15.31	2.02	7.88	NM							
6092	1)	FRANKFURT	14.02.21		6.82	7.73	14.78	1.95	7.83	4.80	2:51.93						
DNF	-)	TORUŃ	7.03.21	EC	6.75	7.89	14.75	1.95	7.82	NM	DNS						
6285	1)	AUBIÈRE	30.01.22		6.83	8.26	14.09	1.99	7.74	5.03	2:54.68						
6363	2)	BEOGRAD	19.03.22	WC	6.72	8.04	14.23	2.05	7.75	5.10	2:53.54						
6292	1)	AUBIÈRE	29.01.23		6.80	7.85	14.06	2.03	7.71	5.11	2:51.33						
DNF	-)	ISTANBUL	5.03.23	EC	6.80	NM	DNS										
6242	1)	AUBIÈRE	28.01.24		6.78	7.63	14.00	1.98	7.71	5.21	2:49.78						
6418	1)	GLASGOW	3.03.24	WC	6.73	8.03	14.39	1.95	7.62	5.20	2:46.03						
6205	1)	AUBIÈRE	26.01.25		6.88	7.82	13.92	1.98	7.63	5.02	2:50.25						
6506	2)	APELDOORN	8.03.25	EC	6.81	8.20	15.15	1.98	7.68	5.10	2:41.76						





## 38<sup>th</sup> International Meeting of Combined Events

World Athletics Combined Events Tour 2025

Brescia (ITA) – Centro Sportivo Gabre Gabric Sanpolino – 26-27 APR 2025


Name: **Manuel EITEL**  
Country: GERMANY  
Date of birth: 28 JAN 1997  
Athlete Code : 14566290

### Personal best:

Decathlon	8351	Götzis (AUT)	28.05.2023
Decathlon U20	7717	Filderstadt (GER)	7.06.2015
Decathlon Boys	7737	Filderstadt (GER)	31.08.2014
Heptathlon	6047	Istanbul (TUR) (i)	5.03.2023
Heptathlon U20	5837	Hamburg (GER) (i)	31.01.2016
60 m.	6.80	Aubiére (FRA) (i)	13.01.2018
60 m.	6.80 =	Tallinn (EST) (i)	2.02.2018
100 m.	10.31	Mannheim (GER)	25.06.2016
200 m.	20.79	Regensburg (GER)	7.07.2019
400 m.	48.06	Braunschweig (GER)	29.06.2024
1000 m.	2:44.45	Istanbul (TUR) (i)	5.03.2023
1500 m.	4:33.70	Budapest (HUN)	26.08.2023
60 m. Hurdles	8.09	Tallinn (EST) (i)	3.02.2019
110 m. Hurdles	14.26	Marburg (GER)	13.08.2023
4x100 m. Relay	39.13	Bydgoszcz (POL)	23.07.2016 NRU20
High Jump	2.01	Istanbul (TUR) (i)	4.03.2023
Pole Vault	5.00	Roma (ITA)	11.06.2024
Long Jump	7.61	Ulm (GER)	20.05.2017
Shot Put	15.28	Götzis (AUT)	27.05.2023
Discus Throw	45.67	Filderstadt (GER)	28.08.2022
Javelin Throw	63.68	Talence (FRA)	24.09.2023

### Honours:

World U20 Championships, 4x100 Metres Relay:	3	2016
European Championships, Decathlon:	7	2024
European Indoor Championships, Heptathlon:	4	2023
European U23 Championships, Decathlon:	3	2019
National Championships, Decathlon:	1	2022



7301 U20	3)	ULM	25.05.14	MEETJ	10.80	7.33	14.14	1.96	50.13	14.64	35.55	3.90	48.57	4:59.39	0.7	1.9	0.0
7717 U20	1)	BERNHAUSEN	7.06.15	J	10.63	7.08	15.63	1.90	49.52	14.00	41.29	4.40	51.37	5:01.02	0.2	0.0	0.0
7446	6)	BERNHAUSEN	11.06.17	MEETU23	10.48	7.36	14.07	1.93	50.65	15.30	42.27	4.60	53.80	5:40.70	0.8	0.0	-2.4
7825	7)	TALENCE	17.09.17	DECAST.	10.51	7.14	13.18	1.99	49.62	14.85	40.01	4.65	57.25	4:42.13	-0.1	0.0	0.2
8121	2)	RATINGEN	17.06.18	INVT	10.47	7.37	14.31	1.92	49.09	14.68	43.14	4.80	61.67	4:41.56	1.0	1.0	0.7
7906	4)	KNOXVILLE	28.07.18	THORPE	10.43	7.43	13.60	1.96	48.92	14.92	42.56	4.51	57.04	4:48.53	1.5	1.0	0.3
8128	9)	GÖTZIS	26.05.19	INVT	10.41	7.32	14.64	2.00	48.52	14.42	41.90	4.80	57.27	4:50.48	0.9	1.2	0.7
8067	3)	GAVLE	14.07.19	ECU23	10.42	7.13	14.43	1.97	48.34	14.48	41.36	4.70	60.17	4:46.53	1.9	-0.6	0.2
8189	1)	FILDERSTADT	28.08.22		10.48	7.12	14.32	1.94	48.66	14.54	45.67	4.80	61.11	4:36.57	1.6	0.0	0.2
8193	2)	TALENCE	18.09.22	INVT	10.44	7.29	14.86	1.96	49.48	14.44	43.53	4.80	60.51	4:39.48	3.1	0.2	-0.7
8351	5)	GÖTZIS	28.05.23	INVT	10.41	7.32	15.28	1.94	48.21	14.29	43.69	4.90	62.32	4:40.17	1.5	0.3	0.1
8191	1)	BUDAPEST	26.08.23	WC	10.44	7.14	14.85	1.99	48.47	14.39	41.30	4.70	60.12	4:33.70	-0.3	-0.1	0.1
8193	2)	TALENCE	24.09.23	INVT	10.64	7.40	14.77	1.96	48.75	14.52	43.18	4.67	63.68	4:39.27	-1.0	1.1	-1.6
8212	7)	ROMA	11.06.24	EC	10.58	7.28	15.25	1.96	49.02	14.49	43.98	5.00	57.02	4:39.66	0.4	-1.5	-0.5
DNF	-)	TALENCE	15.09.24	INVT	10.56	7.35	14.70	1.90	DNF								
DNF	-)	BRESCIA	27.04.25	INVT	10.82	6.78	15.08	1.92	DNF	14.99	45.55	4.55	DNF		-1.3	0.4	-1.9
5840 U20	1)	HAMBURG	31.01.16	NCJ	6.86	7.38	15.06	1.96	8.02	4.40	2:53.01						
5656	9)	TALLINN	14.02.16	INVT	6.84	7.53	13.19	1.84	8.25	4.55	2:52.56						
5807	4)	AUBIERE	14.01.18		6.80	7.18	13.94	1.96	8.29	4.86	2:53.93						
5802	3)	TALLINN	3.02.18	INVT	6.80	7.28	14.75	1.92	8.32	4.68	2:51.99						
5840	3)	HALLE	27.01.19	NC	6.84	7.14	14.66	1.94	8.16	4.80	2:52.04						
5905	3)	TALLINN	3.02.19	INVT	6.82	7.31	14.76	1.95	8.09	4.79	2:53.26						
5963	1)	AUBIERE	12.01.20	X-ATHL.	6.81	7.41	14.64	1.98	8.22	4.82	2:50.27						
6047	4)	ISTANBUL	5.03.23	EC	6.81	7.19	15.27	2.01	8.15	4.80	2:44.45						
5750	5)	AUBIÉRE	29.01.23		6.90	6.85	14.89	1.91	8.16	4.71	2:48.20						
DNF	-)	AUBIÉRE	28.01.24		6.85	6.88	14.62	1.92	DNF	NM							



## 38<sup>th</sup> International Meeting of Combined Events

World Athletics Combined Events Tour 2025

Brescia (ITA) – Centro Sportivo Gabre Gabric Sanpolino – 26-27 APR 2025


Name: **Antoine FERRANTI**  
 Country: FRANCE  
 Date of birth: 9 JAN 2003  
 Athlete Code : 14882253

### Personal best:

Decathlon	7885	Brescia (ITA)	27.04.2025
Decathlon U20	7528	Amiens (FRA)	3.07.2022
Decathlon Boys	6785	Laval (FRA)	16.06.2019
Heptathlon	5482	Bompas (FRA) (i)	21.01.2024
Heptathlon	5482 =	Miramas (FRA) (i)	18.02.2024
Heptathlon U18	5075	Lyon (FRA) (i)	2.02.2020
60 m.	7.46	Bompas (FRA) (i)	20.01.2024
100 m.	11.26	Brescia (ITA)	26.04.2025
200 m.	23.06	Aubiére (FRA) (i)	11.01.2025
400 m.	49.31	Talence (FRA)	14.09.2024
1000 m.	2:42.40	Miramas (FRA) (i)	18.02.2024
1500 m.	4:18.76	Amiens (FRA)	3.07.2022
60 m. Hurdles	8.31	Lyon (FRA) (i)	2.02.2025
110 m. Hurdles	14.62	Talence (FRA)	15.09.2024

High Jump	2.08	Bompas (FRA) (i)	20.01.2024
Pole Vault	4.87	Talence (FRA)	15.09.2024
Long Jump	7.19	Brescia (ITA)	26.04.2025
Shot Put	14.01	Aubiére (FRA) (i)	11.01.2025
Discus Throw	44.88	Brescia (ITA)	27.04.2025
Javelin Throw	60.43	Milos (GRE)	12.05.2024

6153 U18 1)	MONTPELLIER	14.04.19	12.37	6.14	12.38	1.89	55.29	15.73	36.71	3.60	44.06	4:42.54	-0.5	0.0	1.4	
6785 U18 2)	LAVAL	16.06.19	NCU18	11.81	6.45	12.63	1.93	53.36	15.29	43.13	3.70	47.38	4:32.13	1.6	2.2	0.5
6271 U18 6)	OYONNAX	30.08.20		11.92	6.17	14.03	1.91	52.41	15.15	44.07	4.07	51.04	DNF	0.4	0.0	-0.3
DNF U18 -)	AUBAGNE	20.09.20		11.79	6.31	13.64	1.89	53.97	15.23	41.86	4.30	52.16	DNS	1.3	1.6	0.1
7124 U20 2)	OYONNAX	20.06.21		11.61	6.49	12.82	2.03	50.72	15.26	41.87	4.20	44.35	4:32.04	2.5	1.6	-0.1
7107 U20 3)	MONTPELLIER	30.05.21		11.84	6.68	13.70	1.98	51.11	15.15	39.03	4.15	48.92	4:34.03	0.4	1.0	0.7
DNF U20 -)	MONTPELLIER	4.06.22		11.47	6.74	13.25	2.06	52.24						3.6	2.7	
				6.49										0.0		
7528 U20 2)	AMIENS	3.07.22	NC	11.53	6.79	13.12	1.99	50.66	14.92	40.53	4.30	58.11	4:18.76	2.6	2.1	1.3
				6.70										-2.5		
DNF -)	MONTPELLIER	28.05.23		11.40	7.03	11.98	2.04	49.47	15.02	39.57		55.21		0.6	1.1	-0.4
7165 3)	COMPIÈGNE	25.06.23	NCU23	11.82	7.13	12.54	2.04	52.18	14.96	41.31	4.00	48.74	4:36.17	-1.5	1.0	1.4
7757 2)	MILOS	12.05.24		11.51	6.97	13.79	2.02	50.36	14.88	42.97	4.40	60.43	4:21.52	1.8	1.8	2.8
7729 1)	SOLLENTUNA	11.08.24		11.59	7.01	13.47	1.95	49.39	14.84	41.61	4.72	56.14	4:20.05	-3.4	-0.9	1.1
6925 15)	TALENCE	15.09.24		11.61	7.05	13.21	1.96	49.31	14.62	NM	4.87	52.70	4:40.22	-0.9	-0.6	1.1
7885 3)	BRESCIA	27.04.25		11.26	7.19	13.40	2.04	49.45	14.82	44.88	4.75	50.16	4:23.23	-0.6	0.5	-1.9
5075 U18 3)	LYON	2.02.20	NCU18	7.59	6.29	13.77	1.96	8.46	4.20	2:54.59						
4934 U18 1)	LYON	15.12.19		7.64	6.41	13.51	1.92	8.49	3.75	2:51.60						
5482 1)	BOMPAS	21.01.24		7.46	6.79	12.84	2.08	8.52	4.50	2:42.89						
5482 5)	MIRAMAS	18.02.24	NC	7.56	6.85	12.68	2.06	8.41	4.55	2:42.40						
DNF -)	MIRAMAS	2.03.24		7.61	6.49	12.64	2.04	8.47								
3154 20)	AUBIÈRE	26.01.25		DNF	6.76	12.88	NM	8.41	4.82	DNF						





## 38<sup>th</sup> International Meeting of Combined Events

World Athletics Combined Events Tour 2025

Brescia (ITA) – Centro Sportivo Gabre Gabric Sanpolino – 26-27 APR 2025

Name: **Fred Isaac FLEURISSON**  
 Country: GERMANY  
 Date of birth: 17 JUL 2003  
 Athlete Code : 14874152

### Personal best:

Decathlon	7551	Ratingen (GER)	23.06.2024
Decathlon U20	7125	Leverkusen (GER)	19.06.2022
Heptathlon	5542	Frankfurt (GER) (i)	21.01.2024
60 m.	7.04	Frankfurt (GER) (i)	25.01.2025
100 m.	10.99*	Filderstadt (GER)	20.05.2023
100 m.	11.01	Berlin (GER)	30.07.2023
400 m.	49.10	Wetzlar (GER)	20.07.2024
1000 m.	2:53.36	Frankfurt (GER) (i)	21.01.2024
1500 m.	4:59.15	Ratingen (GER)	23.06.2024
60 m. Hurdles	7.85	Leipzig (GER) (i)	17.02.2024
60 m. Hurdles	7.85 =	Karlsruhe (GER) (i)	2.02.2025
110 m. Hurdles	13.73	Mönchengladbach (GER)	7.07.2024

High Jump	2.07	Brescia (ITA)	26.04.2025
Pole Vault	4.50	Bremen (GER)	9.05.2024
Long Jump	7.27	Wetzlar (GER)	20.07.2024
Triple Jump	14.46	Berlin (GER)	26.05.2019
Shot Put	13.62	Leverkusen (GER) (i)	21.01.2023
Discus Throw	41.33	Ratingen (GER)	23.06.2024
Javelin Throw	56.45	Marburg (GER)	13.08.2023

\* Not legal

6834 U20	1)	BERLIN	1.08.21	11.34	7.00	14.35	1.94	52.25	14.26	42.55	3.10	48.00	5:25.31	1.4	1.4	1.5	
7125 U20	3)	LEVERKUSEN	19.06.22	11.27	7.03	13.29	1.94	50.77	14.26	39.60	4.10	51.71	5:23.04	0.1	-0.6	-0.3	
7045 U20	2)	FILDERSTADT	28.08.22	NCU20	11.13	7.18	13.69	1.89	51.42	14.16	34.98	4.20	48.49	5:22.76	1.1	0.2	0.4
7060	4)	FILDERSTADT	21.05.23	U23	10.99	6.93	12.48	1.96	50.18	14.70	37.38	4.30	43.65	5:11.40	2.2	1.2	1.4
7250	11)	MARBURG	13.08.23		11.12	7.04	13.25	1.87	49.52	14.18	34.47	4.31	56.45	5:11.86	-1.3	1.5	-1.3
7421	3)	HANNOVER	3.09.23	NC	11.12	7.10	13.43	1.94	49.43	14.25	38.47	4.30	55.01	5:06.17	-0.6	0.1	0.2
7551	9)	RATINGEN	23.06.24	INVT	11.09	7.25	12.61	1.98	49.54	13.96	41.33	4.30	53.00	4:59.15	0.0	1.4	0.2
7500	6)	WETZLAR	21.07.24		11.14	7.27	12.76	1.97	49.10	14.01	40.85	4.30	50.78	5:01.93	-0.8	0.5	1.3
DNF	-)	BRESCIA	27.04.25	INVT	11.21	7.08	13.04	2.07	50.18	14.63	37.35	4.25	52.05	DNS	-1.4	0.0	-1.9
5044	7)	LEVERKUSEN	22.01.23	NC	7.24	6.65	13.62	1.91	8.21	4.00	3:13.56						
5542	4)	FRANKFURT	21.01.24	NC	7.05	7.11	13.36	1.91	7.96	4.30	2:53.36						
5490	4)	FRANKFURT	9.02.25	NC	7.11	7.03	12.53	1.94	7.99	4.40	2:54.25						





**MULTISTARS**



## 38<sup>th</sup> International Meeting of Combined Events

World Athletics Combined Events Tour 2025

Brescia (ITA) – Centro Sportivo Gabre Gabric Sanpolino – 26-27 APR 2025

Name: **Jan FRAGIACOMO**  
 Country: ITALY  
 Date of birth: 16 AUG 2000  
 Athlete Code : 15009088

Personal best:

Decathlon 7055 Brescia (ITA) 27.04.2025  
 Heptathlon Short Track 4717 Ancona (ITA) (i) 18.02.2024

60 m. 7.32 Padova (ITA) (i) 15.02.2025  
 100 m. 11.20 Brescia (ITA) 27.04.2025  
 400 m. 50.31 Brescia (ITA) 27.04.2025  
 1000 m. 2:56.47 Padova (ITA) (i) 16.02.2025  
 1500 m. 4:54.29 Brescia (ITA) 27.04.2025  
 50 m. Hurdles 8.27 Parma (ITA) (i) 19.02.2022  
 60 m. Hurdles 9.10 Ancona (ITA) (i) 18.02.2024  
 110 m. Hurdles 16.52 Molfetta (ITA) 30.07.2023  
 110 m. Hurdles 16.52 = La Spezia (ITA) 30.06.2024

High Jump 1.95 Bolzano (ITA) 1.06.2024  
 High Jump 1.95 = Brescia (ITA) 26.04.2025  
 Pole Vault 4.10 Bolzano (ITA) 2.06.2024  
 Long Jump 6.37 Padova (ITA) (i) 3.02.2024  
 Shot Put 13.47 Bolzano (ITA) 1.06.2024  
 Discus Throw 42.43 Brescia (ITA) 27.04.2025  
 Javelin Throw 66.14 Brescia (ITA) 27.04.2025

6357	0C)	INNSBRUCK	4.06.23	11.69	6.10	12.43	1.84	52.92	16.96	41.31	3.60	61.20	5:15.72	-0.9	0.1	0.0
6392	8)	MOLFETTA	30.07.23 NC	11.41	6.20	12.51	1.81	53.06	16.52	37.87	3.80	59.24	5:19.08	2.0	2.7	0.4
6995	1)	BOLZANO	2.06.24	11.41	6.25	13.47	1.95	51.36	16.61	40.08	4.10	65.62	4:57.13	-0.5	-0.9	0.1
6593	7)	LA SPEZIA	30.06.24 NC	11.45	6.30	12.42	1.90	50.90	16.52	35.98	3.60	59.18	4:59.12	-1.1	0.7	1.3
7055	12)	BRESCIA	27.04.25 INVT	11.20	6.13	12.99	1.95	50.31	16.69	42.43	3.95	66.14	4:54.29	-0.6	0.0	-1.2
4669	6)	PADOVA	4.02.24	7.36	6.37	12.76	1.84	9.19	3.90	3:03.10						
4717	7)	ANCONA	18.02.24 NC	7.42	6.20	12.72	1.87	9.10	3.90	2:56.66						
4543	4)	PADOVA	2.02.25	7.34	6.06	12.74	1.80	9.45	3.90	3:00.39						
4696	13)	PADOVA	16.02.25 NC	7.32	6.07	12.99	1.82	9.11	3.90	2:56.47						





## 38<sup>th</sup> International Meeting of Combined Events

World Athletics Combined Events Tour 2025

Brescia (ITA) – Centro Sportivo Gabre Gabric Sanpolino – 26-27 APR 2025

Name: **Ruben GADO**  
Country: FRANCE  
Date of birth: 13 DEC 1993  
Athlete Code : 14460379

### Personal best:

Decathlon	8126	Albi (FRA)	07.07.2018
Decathlon U20	7498	Barcelona (ESP)	11.07.2012
Heptathlon	6014	Madrid (ESP) (i)	28.01.2018
Heptathlon U20	5473	Metz (FRA) (i)	4.03.2012
60 m.	6.93	Aubiére (FRA) (i)	12.01.2019
100 m.	10.75	Talence (FRA)	15.09.2018
200 m.	22.30	Aurillac (FRA)	28.04.2018
400 m.	47.65	Berlin (GER)	7.08.2018
1000 m.	2:36.65	Reims (FRA) (i)	31.01.2016
1500 m.	4:20.86	Albi (FRA)	7.07.2018
60 m. Hurdles	8.32	Lyon (FRA) (i)	1.02.2015
60 m. Hurdles	8.32 =	Madrid (ESP) (i)	28.01.2018
110 m. Hurdles	14.88	Albi (FRA)	7.07.2018
400 m. Hurdles	54.13	Aubiére (FRA)	8.07.2020
High Jump	2.00	Madrid (ESP) (i)	27.01.2018
Pole Vault	5.35	Aubiére (FRA) (i)	22.02.2015
Long Jump	7.55*	Albi (FRA)	6.07.2018
Long Jump	7.43	Talence (FRA)	15.09.2018
Shot Put	13.63	Albi (FRA)	6.07.2018
Discus Throw	42.53	Arona (ESP)	13.06.2021
Javelin Throw	60.34	Aubiére (FRA)	14.05.2017

\* Not legal



### Honours:

World Indoor Championships, Heptathlon: 7 2018  
World U20 Championships, Decathlon U20: 7 2012  
Francophone Games, Decathlon : 2 2017  
National Championships, Decathlon : 1 2018, 1 2021



## 38<sup>th</sup> International Meeting of Combined Events

World Athletics Combined Events Tour 2025

Brescia (ITA) – Centro Sportivo Gabre Gabric Sanpolino – 26-27 APR 2025

Name: **Leo GÖRANSSON**  
 Country: SWEDEN  
 Date of birth: 5 AUG 2005  
 Athlete Code : 15017912

Personal best:

Decathlon	7502	Brescia (ITA)	27.04.2025
Decathlon Boys	7609	Jerusalem (ISR)	7.07.2022 NRU18
Decathlon U20	8057	Kil (SWE)	14.07.2024 NRU20
Heptathlon U20	5542	Sollentuna (SWE) (i)	21.01.2024

60 m.	7.18	Vaxjo (SWE) (i)	4.02.2023
100 m.	11.02	Ljungby (SWE)	25.05.2024
200 m.	22.17 *	Goteborg (SWE)	1.06.2023
200 m.	22.42	Helsingborg (SWE)	8.07.2023
400 m.	48.93	Kil (SWE)	13.07.2024
300 m.	37.96	Ljungby (SWE)	7.08.2021
800 m.	2:06.68	Orebro (SWE) (i)	20.03.2022
1000 m.	2:44.96	Vaxjo (SWE) (i)	5.02.2023
1500 m.	4:26.99	Ljungby (SWE)	26.05.2024
110 m. Hurdles	15.82	Vaxjo (SWE)	23.08.2023
60 m. Hurdles (99.0cm)	8.32	Sollentuna (SWE) (i)	21.01.2024
110 m. Hurdles (99.0cm)	14.48	Goteborg (SWE)	7.07.2024
110 m. Hurdles (91.4cm)	15.19	Jerusalem (ISR)	7.07.2022

High Jump	1.94	Kil (SWE)	13.07.2024
Pole Vault	4.65	Brescia (ITA)	27.04.2025
Long Jump	7.34	Tårnby (DEN)	10.08.2024
Shot Put	15.09	Vaxjo (SWE) (i)	4.02.2023
Discus Throw	40.54	Ljungby (SWE)	8.08.2021
Javelin Throw	60.69	Kil (SWE)	14.07.2024

\* Not legal

Honours:

World U20 Championships, Decathlon U20 : 6 2024  
 European U18 Championships, Decathlon Boys: 2 2022

7189	BOYS 1)	LJUNGBY	22.05.22	U18	11.40	7.06	15.46	1.83	51.92	15.48	39.63	4.00	55.07	4:43.49	-0.4	0.0	-0.1
7371	BOYS 1)	SEINAJOKI	12.06.22	U18	11.36	6.93W	15.18	1.87	51.69	15.19W	43.76	4.00	55.61	4:35.49	1.9	2.7	2.2
7609	BOYS 2)	JERUSALEM	7.07.22	ECU18	11.10W	7.05	14.67	1.93	50.87	15.19	43.99	3.90	62.83	4:34.21	2.1	1.6	-0.9
7486	U20 1)	LJUNGBY	21.05.23	U20	11.18	7.11	14.37	1.89	49.90	15.58	40.64	4.20	56.34	4:31.45	1.1	2.0	1.6
7433	U20 1)	BORÅS	11.06.23	U20	11.27	6.89W	14.81	1.80	49.55	14.95	40.76	4.13	58.62	4:37.44	-1.8	3.9	2.0
7578	U20 7)	JERUSALEM	10.08.23	ECU20	11.10	7.24	14.45	1.80	50.12	14.91	44.23	4.30	56.44	4:40.01	-0.8	-2.3	-0.6
7713	U20 1)	LJUNGBY	26.05.24	U20	11.02	6.75W	14.81	1.85	49.49	14.70	42.87	4.50	56.36	4:26.99	1.8	2.3	0.1
8057	U20 1)	SANNERUDSVÄLLEN	14.07.24	NCU20	11.05	7.20	15.41	1.94	48.93	14.50	42.98	4.62	60.69	4:31.34	0.2	0.0	2.0
7583	U20 6)	LIMA	30.08.24	WCU20	11.13	7.13	14.30	1.88	50.00	15.36	43.96	4.50	58.78	4:50.38	-0.8	0.3	0.2
7502	8)	BRESCIA	27.04.25	INVT	11.32	7.05	13.85	1.89	49.95	15.93	40.00	4.65	57.63	4:31.92	-1.4	1.0	-1.9

5421	U20 1)	VAXJO	5.02.23	NCU20	7.18	6.76	15.09	1.85	8.42	4.23	2:44.96
5542	U20 1)	SOLLENTUNA	21.01.24	NCU20	7.25	6.83	15.02	1.91	8.32	4.57	2:49.18



**38<sup>th</sup> International Meeting of Combined Events**

World Athletics Combined Events Tour 2025

Brescia (ITA) – Centro Sportivo Gabre Gabric Sanpolino – 26-27 APR 2025

Name: **Joni HEIKKINEN**  
 Country: FINLAND  
 Date of birth: 19 OCT 1999  
 Athlete Code : 14662540

## Personal best:

Decathlon	7443	Vaasa (FIN)	30.06.2024
Decathlon U20	6595	Oulu (FIN)	26.08.2018
Decathlon Boys	5696	Huittinen (FIN)	6.09.2015
Heptathlon U20	4913	Jyvaskyla (FIN) (i)	4.03.2018
Heptathlon	5566	Kuortane (FIN) (i)	23.02.2025
60 m.	7.05	Kuortane (FIN) (i)	22.02.2025
100 m.	11.21	Lahti (FIN)	24.07.2024
150 m.	17.90	Oulu (FIN)	20.05.2016
200 m.	23.00	Oulu (FIN) (i)	6.02.2022
300 m.	38.34	Oulu (FIN)	20.05.2016
400 m.	50.14	Lahti (FIN)	24.07.2024
1000 m.	2:42.82	Kuopio (FIN) (i)	20.02.2022
1000 m. Short Track	2:45.97	Kuortane (FIN) (i)	13.03.2016
1500 m.	4:32.00	Kuortane (FIN)	11.06.2017
60 m. Hurdles	8.42	Kuortane (FIN) (i)	23.02.2025
110 m. Hurdles	15.21	Brescia (ITA)	27.04.2025
400 m. Hurdles	57.80	Kempele (FIN)	18.07.2020
High Jump	1.93	Vaasa (FIN)	29.06.2024
High Jump	1.93 =	Lahti (FIN)	24.07.2024
Pole Vault	4.52	Jyvaskyla (FIN) (i)	21.02.2021
Long Jump	7.25	Kuortane (FIN) (i)	22.02.2025
Triple Jump	14.39	Seinajoki (FIN)	22.07.2017
Shot Put	14.24	Vaasa (FIN)	29.06.2024
Discus Throw	47.34	Vaasa (FIN)	28.06.2024
Javelin Throw	51.50	Vaasa (FIN)	30.06.2024

## Honours:

National Indoor Championships, Heptathlon: 1 2025

5696 BOYS	6)	HUITTINEN	6.09.15 NCU18	12.19	6.28	10.46	1.75	56.20	15.70	31.47	3.00	42.29	4:37.98	-0.7	2.4	-0.3
6186 BOYS	5)	KUORTANE	11.06.17 U18	11.89	6.52	11.37	1.85	52.39	15.34	28.43	3.32	40.82	4:32.00	0.3	0.0	-0.1
6143 U20	4)	KANGASALA	27.05.18 U20	12.11	6.48	13.68	1.84	53.62	15.69	33.49	3.50	43.20	5:06.54	-1.2	0.0	-0.5
6595 U20	3)	OULU	26.08.18 U20	11.98	6.54	13.73	1.82	52.23	15.53	37.91	3.80	46.48	4:44.45	-6.4	1.4	-1.6
6230	3)	KAUHAVA	18.08.19 NCU23	11.68	6.46	12.23	1.76	53.77	15.88	36.06	3.70	41.44	4:47.15	3.1	3.9	2.0
7014	6)	TURKU	15.08.20	11.42	6.75	12.96	1.92	51.47	15.55	38.84	4.22	46.76	4:36.70	-0.9	0.2	0.6
6937	1)	HÄMEENLINNA	30.08.20	11.50	7.07	12.84	1.88	50.84	15.51	38.60	4.04	41.87	4:36.35	-1.1	3.7	0.1
																1.9
DNF	-)	TAMPERE	30.05.21	11.50	6.90	12.82	1.91	52.27	DNF	38.95				-0.7	1.8	1.3
5270	9)	SEINÄJOKI	20.06.21	11.43	6.57	13.05	1.77	52.29	DNF	41.00	3.98	44.59	DNF	0.4	0.2	-0.3
6273	7)	TAMPERE	29.08.21	11.24	NM	12.85	1.89	51.00	15.26	39.24	4.12	47.50	4:42.77	0.3		-0.3
6816	2)	TAMPERE	22.05.22	11.39	6.63	13.10	1.85	53.13	15.25	41.66	3.65	50.01	4:42.48	1.2	0.1	-1.8
6783	5)	JOENSUU	7.08.22	11.39	6.82	12.86	1.80	52.25	15.48	42.09	4.00	46.22	4:55.27	2.7	3.2	2.0
DNF	-)	TAMPERE	20.05.23	11.39	6.66	13.44	1.85	DNF	DNF	NM				1.4	1.6	
6578	4)	TAMPERE	19.05.24	11.40	7.21	14.06	1.65	58.50	15.93	44.36	4.25	47.34	5:09.59	-1.9	2.6	-0.3
																1.3
7443	2)	VAASA	30.06.24	11.25	7.10	14.24	1.93	51.64	15.29	46.43	4.20	51.50	4:40.10	-0.5	-0.7	-0.5
7329	2)	LAHTI	25.07.24	11.21	7.15	13.56	1.93	50.14	15.27	41.65	4.20	48.64	4:43.22	-1.7	-0.6	-1.0
7322	9)	BRESCIA	27.04.25 INVT	11.26	7.23	12.83	1.92	51.17	15.21	47.22	4.05	50.63	4:47.52	-1.4	0.0	-1.2
4180 BOYS		HELSINKI	8.03.15 NCU18	7.77	6.08	10.24	1.70	8.76	3.10	2:54.17						
4558 BOYS		KUORTANE	12.03.16 NCU18	7.63	6.29	11.93	1.79	8.75	3.20	2:45.97						
4913 U20	2)	JYVÄSKYLÄ	4.03.18 NCU20	7.48	6.54	13.84	1.82	8.97	4.00	2:51.01						
5009	1)	HELSINKI	1.03.20 NCU23	7.28	6.73	12.69	1.80	8.94	4.10	2:47.19						
5315	2)	JYVÄSKYLÄ	21.02.21 NC	7.14	6.65	12.66	1.91	8.44	4.52	2:52.42						
4607	6)	KUOPIO	20.02.22 NC	7.28	6.73	12.90	1.91	8.56	NM	2:42.82						
5014	5)	HELSINKI	19.02.23	7.22	6.46	13.11	1.86	8.49	3.72	2:50.11						
4896	4)	TAMPERE	18.02.24 NC	7.25	6.47	13.99	1.90	8.64	3.96	3:14.00						
5566	1	KUORTANE	23.02.25 NC	7.05	7.25	13.88	1.90	8.42	4.36	2:47.30						





## 38<sup>th</sup> International Meeting of Combined Events

World Athletics Combined Events Tour 2025

Brescia (ITA) – Centro Sportivo Gabre Gabric Sanpolino – 26-27 APR 2025


Name: **Leon MAK**  
Country: NETHERLANDS  
Date of birth: 5 SEP 2000  
Athlete Code : 14688762

### Personal best:

Decathlon	7689	Ratingen (GER)	23.06.2024
Decathlon U20	7700	Boras (SWE)	20.07.2019
Decathlon Boys	7105*	Emmeloord (NED)	14.05.2017
Heptathlon	5775	Apeldoorn (NED) (i)	9.02.2025
Heptathlon U20	4612	Apeldoorn (NED) (i)	4.02.2018
60 m.	7.02	Apeldoorn (NED) (i)	3.02.2024
100 m.	10.93	Vught (NED)	9.05.2024
300 m.	35.36	Limoges (FRA)	16.04.2022
400 m.	49.39	Boras (SWE)	19.07.2019
1000 m.	2:44.34	Apeldoorn (NED) (i)	9.02.2025
1500 m.	4:37.10	Deinze (BEL)	18.09.2022
60 m. Hurdles	8.19	Apeldoorn (NED) (i)	25.01.2025
110 m. Hurdles	14.55	Utrecht (NED)	21.06.2019
High Jump	1.98	Amersfoort (NED)	1.06.2019
Pole Vault	5.13	Apeldoorn (NED) (i)	9.02.2025
Long Jump	6.71	Apeldoorn (NED) (i)	8.02.2020
Shot Put	15.61	Apeldoorn (NED) (i)	8.02.2025
Discus Throw	47.04	Grootebroek (NED)	22.08.2020
Javelin Throw	60.59	Brescia (ITA)	27.04.2025

\* Not legal

Honours:  
European U20 Championships, Decathlon U20: 2 2019



7112 U20	2)	DEN HAAG	3.06.18	NCU20	11.44	6.27	14.23	1.86	51.45	14.82	44.49	4.65	45.22	4:56.20	-1.5	1.5	-0.7
7673 U20	1)	AMERSFOORT	1.06.19	NCU20	11.24	6.59	15.63	1.98	50.44	14.95	44.48	4.73	55.55	4:48.30	1.2	0.7	1.0
7700 U20	2)	BORAS	20.07.19	ECU20	11.15	6.55	14.10	1.94	49.39	14.47	45.32	4.60	55.77	4:39.15	-0.6	-1.6	-0.3
7614	3)	EMMELOORD	6.09.20	NC	10.95W6	.66W13	.60	1.94	49.64	14.87W46	.53	4.80	48.64	4:45.91	2.4	3.1	0.3
DNF	-)	ARONA	13.06.21		11.13	6.40W12	.70	NM	DNS						1.8	3.0	
DNF	-)	APELDOORN	26.06.22	NC	10.97	6.46	12.82	1.78	DNS						1.0	-0.1	
DNF	-)	AMERSFOORT	28.08.22		11.34	NM	14.41	NM	50.09	15.63	44.88	4.50	NM	DNS	-0.4		-2.1
7224	1)	DEINZE	18.09.22		11.03	6.02	13.34	1.80	49.80	14.91	35.08	4.80	55.25	4:37.10	1.4	-1.9	0.8
DNF	-)	BREDA	29.07.23	NC	11.28	6.39	13.72	1.86	51.29						0.6	0.6	
7689	7)	RATINGEN	23.06.24		11.12	6.57	13.88	1.92	50.57	15.49	45.53	5.00	59.85	4:39.14	0.0	0.8	1.2
DNF	-)	BRESCIA	27.04.25	INVT	11.19	6.25	15.06	1.86	49.85	15.68	43.14	NM	60.59	DNS	-1.4	0.3	-1.9
4592 BOYS		APELDOORN	14.02.16	NCU18	7.64	5.68	12.65	1.82	8.69	4.10	3:01.01						
4612 U20	7)	APELDOORN	4.02.18	NCU20	7.25	6.52	13.44	1.88	8.71	5.01	DNF						
5597 (5567)	3)	APELDOORN	8.02.20	NC	7.16	6.71	13.68	1.89	8.24	4.83	2.46.75						
DNF	-)	APELDOORN	5.02.23		7.29	NM	14.12										
5611	4)	APELDOORN	4.02.24	NC	7.02	6.59	14.32	1.87	8.29	4.96	2:49.10						
5775	3)	APELDOORN	9.02.25	NC	7.06	6.56	15.61	1.88	8.32	5.13	2:44.34						



## 38<sup>th</sup> International Meeting of Combined Events

World Athletics Combined Events Tour 2025

Brescia (ITA) – Centro Sportivo Gabre Gabric Sanpolino – 26-27 APR 2025

Name: **Lorenzo MELLANO**  
 Country: ITALY  
 Date of birth: 4 AUG 2004  
 Athlete Code : 14918452

### Personal best:

Decathlon	7161	Brescia (ITA)	27.04.2025
Heptathlon	5169	Padova (ITA) (i)	3.03.2024
60 m.	6.95	Ancona (ITA) (i)	25.01.2025
100 m.	10.72 *	Donnas (ITA)	27.05.2023
100 m.	10.99	Filderstadt (GER)	1.06.2024
200 m.	22.58	Chivasso (ITA)	19.06.2022
400 m.	48.08	Rieti (ITA)	27.07.2024
400 m. Short Track	49.68	Padova (ITA) (i)	18.01.2025
1000 m.	2:46.72	Padova (ITA) (i)	12.03.2023
1500 m.	4:26.07	Grosseto (ITA)	22.07.2023
60 m. Hurdles	8.58	Padova (ITA) (i)	3.03.2024
110 m. Hurdles	14.95	Brescia (ITA)	27.04.2025
400 m. Hurdles	55.77	Torino (ITA)	15.05.2022
High Jump	1.92	Padova (ITA) (i)	12.03.2022
Pole Vault	4.20	Ancona (ITA) (i)	15.01.2023
Pole Vault	4.20 =	Donnas (ITA)	28.05.2023
Pole Vault	4.20 =	Boissano (ITA)	11.07.2023
Pole Vault	4.20 =	Lana (ITA)	23.06.2024
Pole Vault	4.20 =	La Spezia (ITA)	30.06.2024
Long Jump	7.31	Padova (ITA) (i)	2.03.2024
Triple Jump	13.80	Torino (ITA)	6.05.2023
Shot Put	11.26	Brescia (ITA)	27.04.2025
Discus Throw	35.08	La Spezia (ITA)	30.06.2024
Javelin Throw	48.88	Brescia (ITA)	27.04.2025

\* Not legal

5853	BOYS	9)	RIETI	10.07.21	NCU18	11.60	6.24	10.17	1.80	51.02	14.99	20.26	3.50	34.47	4:50.10	-0.2	0.4	1.4
6228		2)	DONNAS	1.05.22	U20	11.08	W6.91	9.57	1.86	51.01	14.85	W28.36	3.00	38.79	4:52.69	2.4	1.2	3.1
6268		3)	CECINA	2.06.22	U20	11.22	6.57	9.15	1.80	50.72	14.93	29.98	3.80	37.38	4:51.20	0.0	-0.5	0.0
6319		8)	RIETI	9.07.22	NCU20	11.54	6.54	10.16	1.80	50.68	14.95	31.15	4.00	39.37	4:58.36	-2.2	0.6	-0.1
6957		4)	DONNAS	28.05.23	U20	10.72	W6.81	W11.13	1.80	48.51	14.37	W26.97	4.20	44.08	4:38.35	2.9	2.3	2.4
7013		4)	GROSSETO	22.07.23	NCU20	11.40	7.04	10.72	1.90	48.36	14.52	31.77	4.00	42.99	4:26.07	-1.9	1.9	0.1
6757		3)	FILDERSTADT	2.06.24	U23	10.99	7.01	10.36	1.74	49.16	15.13	33.81	3.80	43.70	4:35.71	0.9	-1.2	0.7
6798		2)	LANA	23.06.24	NCU23	11.14	7.01	9.83	1.77	48.77	15.02	32.90	4.20	42.09	4:38.56	-1.0	0.7	1.3
6989		3)	LA SPEZIA	30.06.24	NC	11.18	7.20	10.41	1.81	48.60	15.31	35.08	4.20	44.62	4:33.68	-1.1	0.7	0.7
7161		11)	BRESCIA	27.04.25	INVT	11.04	7.27	11.26	1.89	48.94	14.95	31.84	4.15	48.88	4:34.96	-1.4	0.0	-1.2
4958		1)	PADOVA	13.02.22	U20	7.14	6.85	10.00	1.86	8.36	3.80	2:53.76						
4477		10)	PADOVA	13.03.22	NCU20	7.20	6.70	10.49	1.92	8.27	NM	2:50.52						
5208		1)	ANCONA	15.01.23	U20	7.05	6.80	11.32	1.84	8.14	4.20	2:53.42						
5087		4)	PADOVA	12.03.23	NCU20	7.05	6.83	10.47	1.86	8.36	3.80	2:46.72						
5169		2)	PADOVA	3.03.24	NCU23	7.08	7.31	10.65	1.79	8.58	4.10	2:47.03						
DNF		-)	ANCONA	26.01.25		6.95	6.71	10.99	1.71	DNS								
DNF		-)	PADOVA	16.02.25	NC	6.97	6.79	10.98	1.76	DNS								



**38<sup>th</sup> International Meeting of Combined Events**

World Athletics Combined Events Tour 2025

Brescia (ITA) – Centro Sportivo Gabre Gabric Sanpolino – 26-27 APR 2025



Name: **Lorenzo MODUGNO**  
 Country: ITALY  
 Date of birth: 5 OCT 2000  
 Athlete Code : 14754882

## Personal best:

Decathlon	7613	Molfetta (ITA)	30.07.2023
Decathlon U20	7123	Friedberg (GER)	30.06.2019
Decathlon Boys	5685	Rieti (ITA)	17.06.2017
Heptathlon	5449	Padova (ITA) (i)	4.02.2024
Heptathlon U20	4925	Padova (ITA) (i)	27.01.2019
60 m.	7.64	Ancona (ITA) (i)	22.02.2020
100 m.	11.75	Friedberg (GER)	29.06.2019
400 m.	51.63	Grosseto (ITA)	30.04.2022
1000 m.	2:39.55	Ancona (ITA) (i)	18.02.2024
1500 m.	4:13.22	La Spezia (ITA)	30.06.2024
60 m. Hurdles	8.80	Padova (ITA) (i)	16.02.2025
110 m. Hurdles	15.64	Grosseto (ITA)	1.05.2022
High Jump	2.08	Tallinn (EST)	10.07.2021
High Jump	2.08 =	Molfetta (ITA)	29.07.2023
High Jump	2.08 =	La Spezia (ITA)	29.06.2024
Pole Vault	5.10	Molfetta (ITA)	30.07.2023
Pole Vault	5.10 =	Padova (ITA) (i)	4.02.2024
Long Jump	7.00*	Molfetta (ITA)	29.07.2023
Long Jump	6.89	Padova (ITA) (i)	3.02.2024
Shot Put	13.87	Pordenone (ITA)	8.05.2021
Discus Throw	45.64	Modena (ITA)	25.04.2022
Javelin Throw	58.94	Desenzano del G. (ITA)	30.04.2023

\* Not legal

## Honours:

National Championships, Decathlon: 1 2021, 1 2024  
 National Indoor Championships, Heptathlon: 1 2024

7004 U20	2)	MANTOVA	26.05.19	NCU20	11.88	6.46	13.24	2.01	53.59	15.72	43.09	4.50	46.42	4:36.93	0.5	1.7	-1.0
7123 U20	1)	FRIEDBERG	30.06.19	BAY	11.75	6.32	13.15	2.06	53.53	15.62	45.23	4.40	51.66	4:40.25	1.1	-1.0	0.6
7029 U20	19)	BORAS	20.07.19	ECU20	11.82	6.35	13.52	1.94	52.14	15.48	42.44	4.30	48.61	4:31.42	0.0	0.5	-0.8
6806	2)	FIRENZE	16.05.21		12.03	6.07	13.54	1.81	55.20	16.51	42.48	4.80	53.19	4:28.33	1.5	0.1	0.1
7301	1)	FABRIANO	6.06.21	NCU23	12.13	6.43	13.46	2.01	52.84	16.10	41.89	4.90	57.13	4:22.12	1.7	0.0	0.0
7303	1)	ROVERETO	26.06.21	NC	11.87	6.70	12.77	2.04	53.24	15.74	40.21	4.80	54.41	4:23.86	0.2	0.1	3.1
7269	18)	TALLINN	11.07.21	ECU23	11.94	6.59	12.90	2.08	52.38	15.89	37.43	4.70	55.42	4:22.47	-1.4	-0.4	0.1
7494	9)	GROSSETO	1.05.22	INVT	11.87	6.81	13.68	2.04	51.63	15.64	40.60	4.65	58.47	4:23.53	-0.5	2.3	-0.6
DNF	-)	FIRENZE	5.06.22	INVT	11.96	6.64	12.77	2.02	52.35	15.71	39.79	4.80	39.79	DNS	0.1	0.7	0.2
7112	4)	RIETI	26.06.22	NC	11.80	6.67	12.50	2.05	51.65	16.16	37.61	4.50	53.75	4:33.36	1.0	-1.4	0.3
6728	3)	FIRENZE	17.07.22	INVT	12.14	6.26	11.86	1.98	53.36	16.41	36.63	4.40	57.66	4:37.84	-0.3	2.2	-1.5
7226	12)	DESENZANO	30.04.23	INVT	12.13	6.58	13.54	2.01	54.02	16.00	40.30	4.65	58.94	4:21.44	1.0	-1.1	1.4
7613	2)	MOLFETTA	30.07.23	NC	11.84	7.00W	13.21	2.08	52.13	15.78	41.24	5.10	53.54	4:20.35	2.0	2.1	0.4
7134	1)	FIRENZE	2.06.24		12.49	6.58	13.00	2.01	53.03	16.20	41.16	4.80	52.67	4:18.04	-1.5	1.6	0.7
7567	1)	LA SPEZIA	30.06.24	NC	12.42	6.59	13.26	2.08	52.16	15.75	44.16	5.00	58.78	4:13.22	-1.4	1.5	1.3
DNF	-)	SARNEN	28.07.24		12.15	6.70	13.56	2.06	51.86	16.39	41.14				0.0	0.9	-1.3
7256	10)	BRESCIA	27.04.25	INVT	12.08	6.56	13.66	2.04	53.04	16.19	42.72	4.75	53.21	4:24.54	-0.6	0.1	-1.2
4123	9)	PADOVA	12.01.20		7.67	6.33	11.86	1.95	DQ	4.30	2:51.75						
5187	3)	PADOVA	2.02.20	NCU23	7.66	6.36	12.31	2.03	8.99	4.70	2:43.39						
5258	5)	ANCONA	23.02.20	NC	7.64	6.36	13.29	2.07	9.06	4.70	2:44.99						
5351	3)	ANCONA	21.02.21	NC	7.71	6.56	13.35	2.04	8.97	4.90	2:43.68						
5046	2)	PADOVA	13.02.22		7.79	6.29	12.16	1.98	8.97	4.90	2:52.35						
5233	4)	ANCONA	27.02.22		7.70	6.69	12.57	2.04	8.94	4.60	2:45.64						
5151	3)	PADOVA	13.03.22	NCU23	7.67	6.68	12.84	1.98	8.92	4.60	2:50.83						
5309	3)	ANCONA	19.02.23	NC	7.73	6.72	13.18	2.06	8.84	4.50	2:42.80						
5449	1)	PADOVA	4.02.24		7.87	6.89	12.92	2.02	8.85	5.10	2:41.28						
5413	1)	ANCONA	18.02.24	NC	7.79	6.74	13.27	2.02	9.01	5.00	2:39.55						
5291	4)	PADOVA	16.02.25	NC	7.82	6.55	13.43	1.97	8.80	4.80	2:41.22						

## 38<sup>th</sup> International Meeting of Combined Events

World Athletics Combined Events Tour 2025

Brescia (ITA) – Centro Sportivo Gabre Gabric Sanpolino – 26-27 APR 2025

Name: **Emanuel MOLLEKER**  
 Country: GERMANY  
 Date of birth: 3 MAY 2004  
 Athlete Code : 14926501

Personal best:

Decathlon	7116	Hannover (GER)	25.08.2024
Decathlon U20	7448	Filderstadt (GER)	21.05.2023
Decathlon Boys	7351	Filderstadt (GER)	6.06.2021
Heptathlon U20	5288	Leverkusen (GER) (i)	22.01.2023
Heptathlon	5371	Frankfurt (GER) (i)	9.02.2025
60 m.	7.17	Leverkusen (GER) (i)	29.01.2022
60 m.	7.17 =	Frankfurt (GER) (i)	8.02.2025
100 m.	11.16	Jerusalem (ISR)	9.08.2023
300 m.	37.28	Ulm (GER)	16.05.2021
400 m.	51.61	Jerusalem (ISR)	9.08.2023
1000 m.	2:54.51	Frankfurt (GER) (i)	9.02.2025
1500 m.	4:52.52	Filderstadt (GER)	21.05.2023
60 m. Hurdles	8.53	Frankfurt (GER) (i)	8.02.2025
110 m. Hurdles	14.93	Hannover (GER)	25.08.2024
High Jump	2.01	Filderstadt (GER)	5.06.2021
Pole Vault	4.40	Leverkusen (GER) (i)	22.01.2023
Pole Vault	4.40 =	Filderstadt (GER)	21.05.2023
Pole Vault	4.40 =	Weinstadt (GER)	1.07.2023
Pole Vault	4.40 =	Jerusalem (ISR)	10.08.2023

Long Jump	7.50 *	Rostock (GER)	31.07.2021
Long Jump	7.42 =	Hannover (GER)	24.08.2024
Long Jump	7.42	Sindelfingen (GER) (i)	11.02.2023
Shot Put	13.69	Frankfurt (GER) (i)	8.02.2025
Discus Throw	38.18	Hannover (GER)	25.08.2024
Javelin Throw	53.85	Hannover (GER)	2.09.2023

\* Not legal

6486 BOYS 8)	VATERSTETTEN	22.08.20	NCU18	11.65	6.70	13.43	1.83	54.22	15.47	39.68	3.80	45.79	5:09.96	0.1	0.7	-0.4
7351 BOYS 1)	FILDERSTADT	6.06.21	U18	11.40	7.26	13.51	2.01	52.63	14.47	39.89	4.30	53.78	4:58.33	-0.1	-0.4	0.2
7063 BOYS 1)	WEINGARTEN	4.07.21	U18	11.36	6.69	15.38	1.92	52.99	14.30	40.35	4.10	47.17	5:08.04	0.0	0.0	-0.3
7119 BOYS 1)	WESEL	22.08.21	NCU18	11.37	7.14	14.46	1.98	53.87	14.50	42.96	4.00	49.38	5:15.58	-0.2	-0.5	0.0
7150 U20 3)	FILDERSTADT	22.05.22		11.20	7.10	14.05	1.91	53.25	14.90	42.75	4.00	52.66	5:03.14	1.5	0.5	-1.1
DNF U20 -)	LEVERKUSEN	19.06.22		11.37	7.16	11.82								0.1	-0.8	
6910 U20 3)	FILDERSTADT	28.08.22	NCU20	11.21	6.91	12.56	1.89	52.70	15.18	40.73	4.30	47.17	5:08.99	1.1	0.0	0.4
7448 U20 3)	FILDERSTADT	21.05.23		11.28	7.23	14.37	1.97	52.09	14.36	42.79	4.40	47.15	4:52.52	-0.3	1.1	1.0
7366 U20 15)	JERUSALEM	10.08.23	ECU20	11.16	7.14	12.26	1.98	51.61	14.30	41.85	4.40	52.78	5:02.35	-0.8	-1.0	0.8
7178 U20 1)	HANNOVER	2.09.23	NCU20	11.42	7.23	13.11	1.95	52.44	14.66	43.73	4.00	53.85	5:09.45	-0.8	0.1	-0.6
7116 2)	HANNOVER	25.08.24	NCU23	11.38	7.42	12.31	1.88	52.15	14.93	38.18	4.20	52.59	4:53.42	-2.5	-0.6	0.0
6901 13)	BRESCIA	27.04.25	INVT	11.26	7.13	13.59	1.89	52.28	15.14	37.69	4.05	52.40	5:24.83	-1.4	1.1	-1.2

5215 U20 2)	LEVERKUSEN	30.01.22	NCU20	7.17	7.00	13.50	1.89	8.26	3.90	2:59.58						
5288 U20 4)	LEVERKUSEN	22.01.23	NCU20	7.19	6.95	13.49	1.95	8.35	4.40	3:08.05						
5371 5)	FRANKFURT	9.02.25	NC	7.17	7.13	13.69	1.94	8.53	4.20	2:54.51						



**38<sup>th</sup> International Meeting of Combined Events**

World Athletics Combined Events Tour 2025

Brescia (ITA) – Centro Sportivo Gabre Gabric Sanpolino – 26-27 APR 2025


Name: **Lorenzo NAIDON**  
 Country: ITALY  
 Date of birth: 15 JUN 1999  
 Athlete Code : 14681059

## Personal best:

Decathlon	8090	Molfetta (ITA)	30.07.2023
Decathlon U20	6929	Lana (ITA)	28.05.2017
Heptathlon	5806	Aubiére (FRA) (i)	28.01.2024
Heptathlon U20	5321	Padova (ITA) (i)	14.01.2018
60 m.	6.95	Aubiére (FRA) (i)	27.01.2024
100 m.	10.69	Molfetta (ITA)	29.07.2023
400 m.	49.25	Molfetta (ITA)	29.07.2023
1000 m.	2:44.40	Padova (ITA) (i)	7.03.2021
1500 m.	4:29.11	Desenzano del Garda (ITA)	30.04.2023
60 m. Hurdles	7.85	Ancona (ITA) (i)	20.01.2024
110 m. Hurdles	13.97	Bergamo (ITA)	10.06.2023
High Jump	2.06	Bolzano (ITA)	7.05.2017
Pole Vault	5.20	Molfetta (ITA)	30.07.2023
Long Jump	7.45	Molfetta (ITA)	29.07.2023
Triple Jump	13.98	Bovolone (ITA)	1.10.2016

6880	18)	RIBEIRA BRAVA	7.07.19	EP-B	11.20	7.09	11.46	1.92	51.20	15.40	32.56	4.40	46.95	4:58.08	0.3	0.4	-2.3
7443	2)	FIRENZE	2.08.20	INVT	10.83	W7.30	W11.45	2.02	50.14	14.56	W33.93	4.60	49.58	4:46.83	2.3	2.3	0.0
DNF	-)	LANA	25.04.21	INVT	11.87												-1.3
7561	7)	GROSSETO	1.05.22	INVT	11.02	7.17	13.38	1.86	49.97	14.87	40.68	4.65	48.69	4:29.21	-0.5	-0.3	0.1
DNF	-)	ARONA	5.06.22	INVT	11.03	7.14	13.13	1.80	51.59	DNF	40.63	DNF			0.5	-0.1	0.4
7647	2)	RIETI	26.06.22	NC	10.98	7.08	13.38	1.93	50.79	14.40	37.89	4.90	50.35	4:33.77	0.2	-0.6	0.3
7753	7)	DESENZANO	30.04.23	INVT	10.95	7.19	13.57	1.92	49.51	14.51	39.17	4.95	47.34	4:29.11	1.0	1.0	0.9
DNF	-)	MONTPELLIER	27.05.23		10.72	7.28	12.13	1.86	DNF						1.3	-0.3	
8090	1)	MOLFETTA	30.07.23	NC	10.69	7.45	13.42	1.96	49.25	14.15	38.85	5.20	54.34	4:35.76	1.5	2.0	0.4
7519	20)	ROMA	11.07.24	EC	11.05	7.18	11.94	1.99	50.70	14.54	37.54	4.90	50.17	4:46.48	0.4	1.5	0.0
7611	7)	NOTECIA	1.09.24		10.98	6.92	W12.83	1.94	50.14	14.12	39.54	4.70	48.90	4:31.99	1.2	3.8	1.4
								6.76									1.7
7627	7)	BRESCIA	27.04.25		11.07	7.30	13.23	1.92	49.53	15.07	38.18	5.05	50.76	4:44.31	-1.3	0.8	-1.9
5321	Y 1)	PADOVA	14.01.18	U20	7.20	6.97	12.61	1.98	8.28	4.30	3:00.68						
5247	Y 1)	PADOVA	28.01.18	NCU20	7.15	7.00	12.83	1.95	8.68	4.20	2:56.74						
5642	1)	PADOVA	7.03.21	NCU23	7.15	6.84	12.72	1.98	8.10	4.70	2:44.40						
5777	2)	ANCONA	27.02.22	NC	7.13	7.14	12.62	2.01	8.10	4.90	2:46.82						
DNF	-)	AUBIERE	29.01.23		7.03	7.17	12.38	2.00	8.04	NM	DNF						
5714	1)	ANCONA	19.02.23	NC	6.98	7.11	13.29	2.00	7.97	4.70	2:57.54						
5806	9)	AUBIERE	28.01.24		6.95	7.18	13.01	1.98	7.91	4.71	2:49.71						
DNF	-)	ANCONA	18.02.24		6.99	7.31	12.78	2.05	DNF	DNF							

Shot Put	13.57	Desenzano del Garda (ITA)	30.04.2023
Discus Throw	44.27	Cles (ITA)	29.05.2021
Javelin Throw	54.34	Molfetta (ITA)	30.07.2023
Honours:			
National Championships,		Decathlon : 1	2023
National Indoor Championships,		Heptathlon : 1	2023



**38<sup>th</sup> International Meeting of Combined Events**

World Athletics Combined Events Tour 2025

Brescia (ITA) – Centro Sportivo Gabre Gabric Sanpolino – 26-27 APR 2025

Name: **Marcus NILSSON**  
 Country: SWEDEN  
 Date of birth: 03 MAY 1991  
 Athlete Code : 14377019

## Personal best:

Decathlon	8327	München (GER)	16.08.2022
Decathlon U20	7751	Moncton (CAN)	21.07.2010
Heptathlon	5866	Norrköping (SWE) (i)	11.02.2018
Heptathlon U20	5369	Stockholm (SWE) (i)	7.03.2010
60 m.	7.23	Norrköping (SWE) (i)	10.02.2018
100 m.	11.12	* Des Moines, IA (USA)	6.06.2012
100 m.	11.20	Götzis (AUT)	27.05.2023
400 m.	49.54	Moncton (CAN)	20.07.2010
400 m. Short Track	51.30	Karlskrona (SWE) (i)	15.01.2011
800 m.	1:59.35	Högby (SWE)	17.07.2016
1000 m. Short Track	2:38.62	Nampa, ID (USA) (i)	10.03.2012
1000 m.	2:33.99	Seattle, WA (USA) (i)	25.02.2012
1500 m.	4:18.01	Des Moines, IA (USA)	7.06.2012
60 m. Hurdles	8.22	Växjö (SWE) (i)	20.01.2019
110 m. Hurdles	14.50	* Norrköping (SWE)	2.06.2019
110 m. Hurdles	14.53	Mölnadal (SWE)	3.08.2019
400 m. Hurdles	52.28	Falun (SWE)	21.08.2010
High Jump	2.02	Des Moines, IA (USA)	6.06.2012
Pole Vault	5.22	Mölnadal (SWE)	19.08.2023
Long Jump	7.30	Götzis (AUT)	25.05.2019
Triple Jump	14.07	* Norrköping (SWE)	2.06.2019
Triple Jump	13.74	Norrköping (SWE)	2.06.2019
Shot Put	16.05	Skruv (SWE)	18.05.2019
Discus Throw	48.43	Linköping (SWE)	25.05.2017
Javelin Throw	66.69	München (GER)	16.08.2022

\* Not legal



## Honours:

World U20 Championships, Decathlon U20 : 3 2010  
 European Championships, Decathlon : 8 2016, 4 2022  
 European Indoor Championships, Heptathlon: 8 2023  
 National Indoor Championships, Heptathlon: 1 2022, 1 2024

MARCUS		NILSSON	
7140	J	1)	REYKJAVIK 14.06.09 J 11.96 6.33 13.54 1.88 51.00 15.40 42.99 4.40 49.85 4:19.92 -0.4 0.4 0.2
7229	J	1)	RANDERS 13.06.10 J 11.67 6.60 15.06 1.90 50.84 14.95 38.08 4.30 51.06 4:33.64 0.0 0.0 -0.8
7318		14)	TALLINN 27.06.10 EP 11.75 6.75 12.83 1.92 49.68 15.27 40.14 4.20 55.56 4:19.20 -2.2 0.3 2.0
7751	J	3)	MONCTON 21.07.10 WCJ 11.30 6.93 14.55 1.92 49.54 14.75 45.18 4.60 51.64 4:25.31 0.5 0.7 0.2
7006		2)	HUDDINGE 5.09.10 11.67 6.62 12.74 1.84 49.60 15.59 39.47 4.23 51.13 4:37.25 -2.0 0.1 -1.0
7253		4)	TUCSON 7.05.11 PAC10 11.35 6.77 13.60 1.87 49.81 15.39 36.04 4.42 52.79 4:30.69 0.3 1.8 2.2
7400		7)	BRESSANONE 3.07.11 EP-B 11.45 6.82 13.57 1.89 50.56 15.68 41.63 4.20 59.23 4:21.14 0.8 1.6 0.2
7141		16)	OSTRAVA 15.07.11 ECU23 11.83 6.28 13.29 1.83 51.55 15.62 42.52 4.30 59.07 4:20.64 -1.9 0.5 0.0
7025		11)	AZUSA 19.04.12 MTSAC 11.39 7.13 14.36 1.94 50.19 14.99 43.91 - 57.46 4:21.17 0.8 3.2 0.3
7539		2)	EUGENE 6.05.12 PAC12 11.43 6.88 14.44 1.97 50.23 14.89 42.54 4.30 52.20 4:29.20 1.6 2.2 0.1
7823		6)	DES MOINES 7.06.12 NCAA 11.12W6.91W12.76 2.02 49.69 15.24W42.40 4.80 56.45 4:18.01 3.2 -0.4 -0.6
7164		18)	HELSINKI 28.06.12 EC 11.53 6.60 13.63 1.88 49.94 16.95 40.93 4.40 54.14 4:23.79 0.8 -0.1 -0.5
7612		5)	AUSTIN 28.03.13 TEXR 11.21W6.90W15.26 1.93 51.13 14.80W41.66 4.50 56.69 4:40.24 2.8 2.3 0.7
7498		4)	LOS ANGELES 5.05.15 PAC12 11.24 6.77 13.60 1.87 49.81 15.39 36.04 4.42 52.79 4:30.69 0.3 1.8 2.2
8104		3)	EUGENE 6.06.13 NCAA 11.22W7.14W14.91 1.96 50.03 14.74W48.19 4.80 59.97 4:24.46 2.2 2.8 1.8
7540		24)	MOSKVA 11.08.13 WC 11.42 6.62 14.81 1.87 50.56 15.04 42.49 4.50 54.86 4:20.11 0.1 0.0 0.0
7656		8)	RIBEIRA BRAVA 6.07.14 EP-B 11.18W6.67W13.90 1.92 50.09 14.90W43.51 4.60 55.44 4:24.79 2.5 -1.0 -1.3
7599		4)	AZUSA 16.04.15 MTSAC 11.39W6.66W13.96 1.88 52.15 14.82W42.31 4.90 60.37 4:30.25 2.2 1.3 1.7
7663		3)	LOS ANGELES 10.05.15 PAC12 11.45 6.72 14.03 1.90 51.58 14.81 41.99 4.83 59.64 4:22.35 -0.3 -1.9 0.5
7845		1)	HUDDINGE 12.06.16 NORDU23 11.53 6.99 14.66 1.94 50.99 14.83 42.22 4.92 62.02 4:26.78 0.1 2.7 -1.6
7942		8)	AMSTERDAM 7.07.16 EC 11.29 7.02 14.15 1.98 50.93 14.97 45.31 4.60 64.01 4:19.12 0.8 0.9 -2.3
7987		2)	MONZON 2.07.17 EP-B 11.30 6.86 14.87 1.95 50.30 14.81 44.85 4.80 65.33 4:26.79 -2.0 0.3 -0.5
7587		1)	HEXHAM 23.07.17 INVT 11.39 7.11W14.79 1.87 51.97 14.87 44.80 4.50 56.49 4:35.70 1.0 2.2 0.2
7799		8)	TALENCE 17.09.17 DECAST. 11.34 6.77 14.64 1.90 51.17 14.90 45.65 4.85 61.81 4:31.05 0.8 -1.6 0.2
8120		3)	RATINGEN 17.06.18 INVT 11.25 6.95 14.91 1.98 50.52 14.58 45.07 5.00 63.68 4:24.62 1.0 0.7 1.3
7819		12)	BERLIN 8.08.18 EC 11.37 7.13 13.90 1.99 51.07 14.73 44.73 4.60 59.67 4:29.86 -0.3 0.3 0.1
7627		8)	TALENCE 16.09.18 DECAST. 11.40 6.62 13.73 1.96 52.67 15.21 43.06 4.95 63.43 4:34.20 0.1 0.4 -1.1
7883		20)	GOTZIS 26.05.19 INVT 11.23 7.30 15.34 2.00 49.85 14.73 45.42 4.60 50.62 4:36.00 -0.5 0.7 0.7
7574		?)	LJUNGBY 2.08.20 NC 11.60 7.01W14.49 1.95 52.15 15.71 46.94 4.75 57.62 4:39.63 0.3 2.3 -1.8
?		?)	TAMPERE 6.09.20 6.78 14.22 51.96 1.0
DNF		-)	LANA 25.04.21 11.58 6.92 15.79 1.92 DNF DNF 46.84 DNS -0.1 0.4 0.7
7927		4)	RATINGEN 8.05.22 11.46 6.79 14.80 1.95 51.31 15.40 46.88 5.00 62.98 4:20.02 -0.5 0.3 -1.1
8115		1)	ARONA 5.06.22 11.43 6.83 15.37 1.98 50.47 14.73 47.61 5.10 59.28 4:19.83 0.2 0.1 0.4
?		?)	CANEGRATE 9.07.22 15.20 4.60
DNF		-)	EUGENE, OR 24.07.22 11.46 5.90 DNS -0.2 0.7
8327		4)	MÜNCHEN 16.08.22 EC 11.39 7.00 15.69 1.99 49.77 14.88 46.06 5.20 66.69 4:18.51 -0.2 2.0 0.0
7908		8)	TALENCE 18.09.22 11.38 6.73 14.53 1.93 50.94 15.09 45.99 5.10 60.87 4:23.35 1.5 -1.1 -0.7
DNF		-)	GÖTZIS 28.05.23 11.20 NM 14.81 1.85 0.7
DNF		-)	BYDGOSZCZ 23.07.23 11.69 NM DNS 0.7
DNF		-)	BUDAPEST 26.08.23 WC 11.43 7.00 14.49 1.93 51.36 15.06 45.04 NM DNS -0.1 0.1 0.2
DNF		-)	ARONA 12.05.24 11.51 6.95 15.39 1.88 DNS 0.0 -1.4
7674		5)	BRESCIA 27.04.25 11.38 6.79 15.33 1.89 52.61 15.45 46.64 4.85 57.93 4:29.11 -0.6 0.0 -1.9
5021	J	1)	VASTERAS 15.03.09 J 7.61 6.29 13.22 1.82 8.72 4.24 2:39.94
5369	J	1)	SATRA 7.03.10 NCJ 7.53 6.46 15.30 1.86 8.33 4.45 2:42.60
5362		1)	PULLMAN 28.01.12 COU. 7.41 6.72 13.61 1.91 8.76 4.70 2:44.31
5700		1)	SEATTLE 25.02.12 MPC 7.37 6.89 14.06 1.95 8.43 4.80 2:33.99
5511		11)	NAMPA 10.03.12 NCAA 7.34 6.87 13.09 1.87 8.48 4.80 2:38.62
5220		4)	SEATTLE 26.01.13 UOF 7.36 6.48 14.25 1.88 8.57 4.20 2:45.66
5670		2)	SEATTLE 23.02.13 MPCC 7.25 6.81 15.41 1.94 8.45 4.50 2:36.86
5386		14)	FAYETTEVILLE 9.03.13 NCAA 7.37 6.52 14.60 1.84 8.50 4.60 2:41.88
5665		1)	SEATTLE 28.02.14 MPSFC 7.27 6.44 15.41 1.91 8.37 4.95 2:40.53
5760		8)	ALBUQUERQUE 15.03.14 NCAA 7.24 6.85 15.97 1.91 8.31 4.85 2:42.94
5709		1)	ALBUQUERQUE 7.02.15 CLASS. 7.32 6.85 14.72 1.95 8.34 5.00 2:44.78
5866		2)	NORRKOPING 11.02.18 NC 7.23 6.84 15.43 1.96 8.28 5.05 2:40.70
5597		3)	SOLLENTUNA 2.02.20 NC 7.39 6.87 14.57 1.92 8.38 4.85 2:45.03
5714		2)	OREBRO 31.01.21 NC 7.38 6.80 15.48 1.91 8.28 4.97 2:43.17
DNF		-)	VAXJO 13.02.21 7.24 6.92 15.43
5718		1)	OREBRO 6.02.22 NC 7.30 6.80 14.90 1.91 8.28 5.07 2:44.89
DNF		-)	TALLINN 5.02.23 7.38 6.12 DNS
5677		8)	ISTANBUL 5.03.23 NC 7.39 6.82 14.77 1.95 8.56 5.10 2:43.39
5706		1)	SOLLENTUNA 21.01.24 NC 7.28 6.70 14.92 1.91 8.36 5.07 2:42.58

## 38<sup>th</sup> International Meeting of Combined Events

World Athletics Combined Events Tour 2025

Brescia (ITA) – Centro Sportivo Gabre Gabric Sanpolino – 26-27 APR 2025

Name: **Nino PORTMANN**  
 Country: Switzerland  
 Date of birth: 20 FEB 2000  
 Athlete Code : 14742775

### Personal best:

Decathlon	7705	Brescia (ITA)	27. 04. 2025
Decathlon U20	6967	Landquart (SUI)	19. 05. 2019
Decathlon Boys	6351	Payerne (SUI)	27. 08. 2017
Heptathlon	5487	Magglingen (SUI) (i)	9. 02. 2025
Heptathlon U20	4941	Magglingen (SUI) (i)	3. 02. 2019

60 m.	6.92	St. Gallen (SUI) (i)	22. 02. 2025
100 m.	10.51*	Luzern (SUI)	11. 06. 2022
100 m.	10.58	Luzern (SUI)	11. 06. 2022
200 m.	21.35	Basel (SUI)	6. 06. 2022
200 m. Short Track	21.90	St. Gallen (SUI) (i)	19. 01. 2025
300 m.	34.40	Willisau (SUI)	7. 05. 2022
400 m.	47.83	Kreuzlingen (SUI)	18. 06. 2022
1000 m.	2:49.77	Magglingen (SUI) (i)	9. 02. 2025
1500 m.	4:48.44	Brescia (ITA)	27. 04. 2025
110 m. Hurdles	14.55	Kreuzlingen (SUI)	19. 06. 2022
60 m. Hurdles	8.23	Magglingen (SUI) (i)	25. 01. 2025
60 m. Hurdles	8.23 =	Magglingen (SUI) (i)	9. 02. 2025
High Jump	1.91	Aubière (FRA) (i)	28. 01. 2023
Pole Vault	4.40	Kreuzlingen (SUI)	19. 06. 2022
Long Jump	7.43	St. Gallen (SUI) (i)	22. 02. 2025
Shot Put	14.60	Magglingen (SUI) (i)	8. 02. 2025
Discus Throw	46.35	Brescia (ITA)	27. 04. 2025
Javelin Throw	58.18	Brescia (ITA)	27. 04. 2025

\* Not legal

### Honours:

Francophone Games, Decathlon: 2 2023

6351 BOYS	5)	PAYERNE	27. 08. 17	U18	11. 37	6. 29	12. 36	1. 76	52. 19	15. 26	35. 38	3. 80	48. 04	5:15.60	0. 3	-0. 2	0. 4
6063	Y	9) TENERO	17. 06. 18	U20	11. 44	6. 38	11. 93	1. 74	52. 68	15. 67	36. 30	3. 60	40. 54	5:22.99	0. 0	0. 2	-0. 6
6393	Y	1) HOCHDORF	23. 09. 18	U20	11. 44	6. 72	12. 14	1. 70	53. 02	15. 10	36. 48	4. 10	46. 75	5:25.00	-0. 4	0. 0	0. 0
6967	Y	3) LANDQUART	19. 05. 19	U20	11. 06	7. 31	12. 70	1. 80	51. 23	15. 15	40. 12	4. 20	48. 70	5:18.63	1. 4	3. 1	0. 6
DNF	Y	-) FRIEDBERG	30. 06. 19	U20	11. 24	6. 63			51. 47	15. 32					-0. 4	0. 9	1. 2
6834	Y	1) HOCHDORF	22. 09. 19	NCU20	11. 16	6. 84	13. 21	1. 75	51. 17	14. 97	38. 85	4. 20	46. 95	5:11.45	-0. 2	-1. 0	-0. 5
6789		3) AMRISWIL	19. 07. 20		11. 14	7. 08	11. 79	1. 80	50. 40	15. 12	38. 45	4. 00	43. 57	5:05.26	-1. 1	1. 5	0. 0
6915		4) LANGENTHAL	9. 08. 20		10. 88	6. 81	11. 63	1. 74	49. 51	15. 15	38. 49	4. 20	49. 53	5:03.44	1. 2	-1. 3	0. 6
DNF		-) ZÜRICH	22. 05. 21		11. 07	6. 72	12. 08	1. 86	49. 90						-1. 3	2. 2	
DNF		-) LANGENTHAL	27. 06. 21		10. 99	6. 99	12. 41	1. 86	49. 85	14. 94		4. 00			0. 9	0. 0	-0. 1
7170		1) HOCHDORF	26. 09. 21		11. 11	7. 10	12. 17	1. 88	49. 11	15. 13	36. 57	4. 30	49. 46	4:50.53	-0. 2	-0. 8	0. 0
7335		1) FRAUENFELD	15. 05. 22		10. 83	7. 31	13. 57	1. 88	48. 05	15. 00	39. 43	3. 80	49. 86	4:54.57	-0. 9	0. 3	0. 0
7586		2) KREUZLINGEN	19. 06. 22	NC	10. 76	7. 30	14. 22	1. 86	47. 83	14. 55	38. 98	4. 40	49. 70	4:56.05	-0. 1	0. 1	-0. 5
7502		8) DESENZANO	30. 04. 23	INVT	10. 75	7. 17	13. 98	1. 86	48. 60	14. 91	41. 00	4. 25	50. 91	4:51.36	0. 7	-0. 6	1. 4
DNF		-) MONPELLIER	28. 05. 23		10. 63	6. 89	14. 01	1. 86	49. 62	14. 91		4. 20			1. 3	1. 6	1. 2
7362		3) BASEL	18. 06. 23	NC	10. 64	7. 19	14. 40	1. 89	49. 11	14. 60	35. 67	4. 20	52. 83	5:16.70	0. 2	-0. 5	1. 1
7329		2) KINSHASA	3. 08. 23		10. 61	7. 20	13. 86	1. 89	48. 90	15. 25	38. 11	3. 90	52. 51	4:59.04	0. 1	-0. 6	-0. 5
DNF		-) BRESCIA	28. 04. 24		10. 91	7. 34	12. 77	1. 83	49. 65	14. 80	41. 88	4. 25	DNF		-0. 6	2. 2	0. 9
7588		1) LANDQUART	26. 05. 24		10. 64	7. 41	13. 71	1. 80	50. 04	14. 77	44. 32	4. 30	56. 12	4:58.47	0. 8	0. 9	-0. 3
DNF		-) WINTERTHUR	29. 06. 24		10. 97	7. 21	13. 51	1. 80	48. 99	14. 85	41. 97				-3. 2	2. 0	-0. 5
6221		9) NAKLO NAD NOT.	1. 09. 24		10. 64	7. 12	13. 51	1. 76	49. 20	14. 97	44. 03	NM	57. 07	DNF	2. 5	2. 1	1. 4
7705		4) BRESCIA	27. 04. 25		10. 72	7. 35	13. 52	1. 83	48. 75	15. 10	46. 35	4. 25	58. 18	4:48.44	-1. 3	0. 6	-1. 9
4941		2) MAGGLINGEN	3. 02. 19	NCU20	7. 24	7. 04	12. 15	1. 77	8. 34	4. 10	3:11.28						
4865		5) MAGGLINGEN	2. 02. 20	NC	7. 11	6. 90	11. 28	1. 80	8. 29	4. 10	3:19.50						
DNF		-) AUBIÈRE	30. 01. 22		7. 06	7. 20			NM	DNF							
5374		16) AUBIÈRE	29. 01. 23		6. 94	7. 16	13. 42	1. 91	8. 30	4. 21	3:04.82						
DNF		-) MAGGLINGEN	5. 02. 23	NC	6. 94				NM								
5166		3) MAGGLINGEN	4. 02. 24	NC	7. 01	6. 90	13. 23	1. 77	8. 43	4. 00	2:54.40						
5346		OC) LINZ	11. 02. 24		7. 07	7. 07	13. 38	1. 85	8. 31	4. 20	2:54.38						
5166		3) MAGGLINGEN	4. 02. 24	NC	7. 01	6. 90	13. 23	1. 77	8. 43	4. 00	2:54.40						
5346		OC) LINZ	11. 02. 24		7. 07	7. 07	13. 38	1. 85	8. 31	4. 20	2:54.38						
5487		3) MAGGLINGEN	9. 02. 25	NC	6. 94	7. 28	14. 60	1. 80	8. 23	4. 00	2:49.77						

